



**OFFICE OF THE IQAC
GANGADHAR MEHER UNIVERSITY
Amruta Vihar, Sambalpur – 768004 (Odisha)**

Letter No. GMU/IQAC/2023/100

Date: 19.12.2023

Link for access to NIRF tab in Gangadhar Meher University website as demanded by NIRF Team.

Reference: -

[Dear Sir/Madam,

Greetings from NIRF!

Please upload the submitted data (PDF) on your institution website home page through a tab named NIRF. To download PDF of the data, please login to the DCS by clicking on the following link:
<https://login.nirfindia.org/>

It is the responsibility of the institution to ensure that the Submitted Data PDF reflecting on their institution website homepage is correct. Please note that 'data authenticity and appropriate entry' is the responsibility of the applicant institution.

Please do not respond directly to this e-mail. The originating e-mail account is not monitored.

Regards,
Team NIRF
India Rankings 2023]

<https://www.gmuniversity.ac.in/nirf.php>




DIRECTOR, IQAC
Director, IQAC
Gangadhar Meher University
Sambalpur



OFFICE OF THE IQAC
GANGADHAR MEHER UNIVERSITY
AMRUTA VIHAR, SAMBALPUR (ODISHA) - 768004

NIRF-2020
(Participation Result)

Gallery | Contact

 National Institutional Ranking Framework
Ministry of Education
Government of India 

HOME ABOUT US PROGRAMS DOCUMENTS RANKING NOTIFICATION/NOTICE FAQS CONTACT

India Rankings 2020 Participated Institutes Overall

Institution list in alphabetical order Back

Show 100 entries Search: GADG

Name	City	State
Ganga Institute of Technology and Management	Kattna	Haryana
GANGADHAR MEHER UNIVERSITY	Sambalpur	Orissa
GWANGLA COLLEGE OF TECHNOLOGY JHARAPUR	Jharapur	Madhya Pradesh
Gyan Ganga Institute of Technology & Sciences	Jharapur	Madhya Pradesh
Kar Dorasingam Government Arts College Sivaganga	Sivaganga	Tamil Nadu
Shri Mukarand Arts, Science & Commerce College	Gangapur	Madhya Pradesh
Saikh Mansab University	Gangtok	Sikkim
Saikh University	Gangtok	Sikkim
Sri Ganga Bai Chhabra Mahavidyalaya JAYSINGPUR	Kothnagar	Maharashtra

Showing 1 to 9 of 9 entries. Filtered from 1,067 total entries. Previous 1 Next

HOME ABOUT US PROGRAMS DOCUMENTS NOTIFICATION/NOTICE CONTACT

Copyright © 2018 National Institutional Ranking Framework (NIRF) Ltd. All rights reserved.

DIRECTOR, IQAC
Director, IQAC
Gangadhar Meher University,
Sambalpur



OFFICE OF THE IQAC
GANGADHAR MEHER UNIVERSITY
 AMRUTA VIHAR, SAMBALPUR (ODISHA) - 768004

NIRF-2021

(Participation Result)

Gallery | Contact



National Institutional Ranking Framework
 Ministry of Education
 Government of India



India Rankings 2021: Participated Institutes Overall

Institution list in alphabetical order


Show: 100 entries Search: GANG

Name	City	State
Adichunchanageswari College of Nursing	Balagangadharanatha Nagara	Karnataka
Gangadhar Meher University	Sambalpur	Odisha
Gyan Ganga College of Technology, Jabalpur	Jabalpur	Madhya Pradesh
Karnataka State Dr. Gangubai Hangal Music And Performing Arts University	Mysuru	Karnataka
Mugbeni Gangadhar Mahavidyalaya	Purba Medinipur	West Bengal
Shri Mukteshwar Arts, Science & Commerce College	Gangapur	Maharashtra
Siddaganga Institute of Technology	Tumkur	Karnataka
Sikkim Manipal University	Gangtok	Sikkim
Sikkim University	Gangtok	Sikkim
Sree Sevugan Annamalai College, Devakottai	Sivaganga	Tamil Nadu
Sree Siddaganga College of Pharmacy	Tumkur	Karnataka


Showing 1 to 11 of 11 entries (filtered from 1,657 total entries) Previous 1 Next

Home About NIRF Parameters Documents Ranking Notification/Advt Contact
 Copyright © 2018, National Institutional Ranking Framework (NIRF), MoE. All rights reserved.

Gallery | Contact



National Institutional Ranking Framework
 Ministry of Education
 Government of India



India Rankings 2021: Participated Institutes Management


Institution list in alphabetical order

Show: 100 entries Search: GANG

Name	City	State
Ganga Institute of Technology And Management	Kablana	Haryana
Gangadhar Meher University	Sambalpur	Odisha
Gyan Ganga College of Technology, Jabalpur	Jabalpur	Madhya Pradesh
The Institute of Chartered Financial Analysts of India University	Gangtok	Sikkim

Showing 1 to 4 of 4 entries (filtered from 659 total entries) Previous 1 Next

Home About NIRF Parameters Documents Ranking Notification/Advt Contact
 Copyright © 2018, National Institutional Ranking Framework (NIRF), MoE. All rights reserved.


DIRECTOR, IQAC
 Director, IQAC
 Gangadhar Meher University
 Sambalpur



OFFICE OF THE IQAC
GANGADHAR MEHER UNIVERSITY
 AMRUTA VIHAR, SAMBALPUR (ODISHA) - 768004

NIRF-2022
(Participation Result)

Gallery | Contact

National Institutional Ranking Framework
 Ministry of Education
 Government of India

nirf

India Rankings 2022: Participated Institutes Overall

Institution list in alphabetical order

Show 100 entries Search: GANG

Name	City	State
Adichunchanagiri College of Nursing	Balajanjandharanatha Nagara	Karnataka
Gangadhar Meher University	Sambalpur	Odisha
Gyan Ganga College of Technology, Jabalpur	Jabalpur	Madhya Pradesh
Gyan Ganga Institute of Technology & Sciences	Jabalpur	Madhya Pradesh
Mugbera Gangadhar Mahavidyalaya	Purba Medinipur	West Bengal
Raja Dorasingam Government Arts College, Sivaganga	Sivaganga	Tamil Nadu
Shri Mukteswar Arts, Science & Commerce College	Gangtok	Maharashtra
Sikkim Manipal University	Gangtok	Sikkim
Sikkim University	Gangtok	Sikkim
Sree Sevagan Annamalai College, Devakottai	Sivaganga	Tamil Nadu

Showing 1 to 10 of 10 entries (filtered from 1,875 total entries)

Home About NIRF Parameters Documents Ranking Notification/Advt Contact
 Copyright © 2022, National Institutional Ranking Framework (NIRF), MoE. All rights reserved.

Gallery | Contact

National Institutional Ranking Framework
 Ministry of Education
 Government of India

nirf

India Rankings 2022: Participated Institutes Management

Institution list in alphabetical order

Show 100 entries Search: GANG

Name	City	State
Ganga Institute of Technology & Management	Jhajar	Maryana
Gangadhar Meher University	Sambalpur	Odisha
Gyan Ganga College of Technology, Jabalpur	Jabalpur	Madhya Pradesh
Gyan Ganga Institute of Technology & Sciences	Jabalpur	Madhya Pradesh
K. L. M. College of Engineering	Sivaganga	Tamil Nadu
The Institute of Chartered Financial Analysts of India University	Gangtok	Sikkim
Wanganga College of Engineering and Management, Dongargarh, Nagpur	Nagpur	Maharashtra

Showing 1 to 7 of 7 entries (filtered from 751 total entries)

Home About NIRF Parameters Documents Ranking Notification/Advt Contact
 Copyright © 2022, National Institutional Ranking Framework (NIRF), MoE. All rights reserved.

Sas
DIRECTOR, IQAC
 Director, IQAC
 Gangadhar Meher University
 Sambalpur



**OFFICE OF THE IQAC
GANGADHAR MEHER UNIVERSITY
AMRUTA VIHAR, SAMBALPUR (ODISHA) - 768004**

NIRF-2023
(Participation Result)

National Institutional Ranking Framework
Ministry of Education
Government of India

nirf

India Rankings 2023: Participated Institutes Overall
Institution list in alphabetical order

Show: 100 entries

Name	City	State
Ardhanaranjan College of Nursing	Balasingharpur	Jharkhand
Christiana B. B. G. Govt. Arts College, Ganganagar	Sri Ganganaga	Madhya Pradesh
Dr. B.B. Ambekar Govt. P. G. (Boys) College, Ganganagar	Sri Ganganagar	Rajasthan
Dr. Umajai Kameswari College for Women	Swargaraj	Tamil Nadu
Gangadhar Meher University	Sambalpur	Odisha
Gyan Ganga College of Forecence, Jabalpur	Jabalpur	Madhya Pradesh
Gyan Ganga College of Technology, Jabalpur	Jabalpur	Madhya Pradesh
Gyan Ganga Institute of Technology & Sciences	Jabalpur	Madhya Pradesh
Kala Chhatrapati Government Arts College, Swargaraj	Swargaraj	Tamil Nadu
Sri. Subramani Arts, Science & Commerce College	Swargaraj	Tamil Nadu
Sree Sarvagani Ayurveda College, Dewakotta	Gangapur	Karnataka
Sree Siddhanta College of Pharmacy	Swargaraj	Tamil Nadu
	Tumkur	Karnataka

Showing 1 to 12 of 12 entries (filtered from 2478 total entries)

PREVIOUS

National Institutional Ranking Framework
Ministry of Education
Government of India

nirf

India Rankings 2023: Participated Institutes Management
Institution list in alphabetical order

Show: 100 entries

Name	City	State
Ganga Institute of Technology & Management	Purpur	Madhya Pradesh
Gangadhar Meher University	Sambalpur	Odisha
Gyan Ganga College of Technology, Jabalpur	Jabalpur	Madhya Pradesh
Gyan Ganga Institute of Technology & Sciences	Jabalpur	Madhya Pradesh
A. J. S. College of Engineering	Swargaraj	Tamil Nadu
The Institute of Chartered Financial Analysts of India University	Gurgaon	Haryana

Showing 1 to 6 of 6 entries (filtered from 776 total entries)

PREVIOUS

DIRECTOR, IQAC
Gangadhar Meher University
Sambalpur

National Institutional Ranking Framework

Ministry of Education

Government of India

Welcome to Data Capturing System: MANAGEMENT

Submitted Institute Data for NIRF'2021'

Institute Name: GANGADHAR MEHER UNIVERSITY [IR-M-U-0852]

Sanctioned (Approved) Intake

Academic Year	2019-20	2018-19	2017-18	2016-17	2015-16	2014-15
PG [2 Year Program(s)]	120	120	-	-	-	-

Total Actual Student Strength (Program(s) Offered by Your Institution)

(All programs of all years)	No. of Male Students	No. of Female Students	Total Students	Within State (Including male & female)	Outside State (Including male & female)	Outside Country (Including male & female)	Economically Backward (Including male & female)	Socially Challenged (SC+ST+OBC Including male & female)	No. of students receiving full tuition fee reimbursement from the State and Central Government	No. of students receiving full tuition fee reimbursement from Institution Funds	No. of students receiving full tuition fee reimbursement from the Private Bodies	No. of students who are not receiving full tuition fee reimbursement
PG [2 Year Program(s)]	129	111	240	240	0	0	0	94	66	0	0	28

Placement & Higher Studies

PG [2 Years Program(s)]: Placement & higher studies for previous 3 years

Academic Year	No. of first year students intake in the year	No. of first year students admitted in the year	Academic Year	No. of students graduating in minimum stipulated time	No. of students placed	Median salary of placed graduates(Amount in Rs.)	No. of students selected for Higher Studies
2016-17	120	100	2017-18	84	45	228000(TWO LAKH TWENTY EIGHT THOUSAND)	38
2017-18	120	111	2018-19	88	43	252000(TWO LAKH FIFTY TWO THOUSAND)	42
2018-19	120	120	2019-20	105	42	282000(TWO LAKH EIGHTY TWO THOUSAND)	60

Ph.D Student Details

Ph.D (Student pursuing doctoral program till 2019-20 Students admitted in the academic year 2020-21 should not be entered here.)			
			Total Students
Full Time			0
Part Time			0
No. of Ph.D students graduated (including Integrated Ph.D)			
		2019-20	2018-19
Full Time		0	0

Part Time	0	0	0
-----------	---	---	---

Financial Resources: Utilised Amount for the Capital expenditure for previous 3 years

Academic Year	2019-20	2018-19	2017-18
	Utilised Amount	Utilised Amount	Utilised Amount
Annual Capital Expenditure on Academic Activities and Resources (excluding expenditure on buildings)			
Library (Books, Journals and e-Resources only)	150000 (ONE FIVE ZERO ZERO ZERO ZERO)	200000 (TWO ZERO ZERO ZERO ZERO ZERO)	250000 (TWO FIVE ZERO ZERO ZERO ZERO)
Expenditure on setting up/upgradation of laboratory	150000 (ONE FIVE ZERO ZERO ZERO ZERO)	175000 (ONE SEVEN FIVE ZERO ZERO ZERO)	200000 (TWO ZERO ZERO ZERO ZERO ZERO)
Other expenditure on creation of Capital Assets (For setting up classrooms, seminar hall, conference hall , library excluding expenditure on Land ,Building, Roads etc.)	200000 (TWO ZERO ZERO ZERO ZERO ZERO)	250000 (TWO FIVE ZERO ZERO ZERO ZERO)	175000 (ONE SEVEN FIVE ZERO ZERO ZERO)

Financial Resources: Utilised Amount for the Operational expenditure for previous 3 years

Academic Year	2019-20	2018-19	2017-18
	Utilised Amount	Utilised Amount	Utilised Amount
Annual Operational Expenditure			
Salaries (Teaching and Non Teaching staff)	3800000 (THREE EIGHT ZERO ZERO ZERO ZERO ZERO)	3600000 (THREE SIX ZERO ZERO ZERO ZERO ZERO)	3450000 (THREE FOUR FIVE ZERO ZERO ZERO ZERO)
Maintenance of Academic Infrastructure or consumables and other running expenditures(excluding maintenance of hostels and allied services,rent of the building, depreciation cost, etc)	500000 (FIVE ZERO ZERO ZERO ZERO ZERO)	480000 (FOUR EIGHT ZERO ZERO ZERO ZERO)	450000 (FOUR FIVE ZERO ZERO ZERO ZERO)
Seminars/Conferences/Workshops	150000 (ONE FIVE ZERO ZERO ZERO ZERO)	150000 (ONE FIVE ZERO ZERO ZERO ZERO)	400000 (FOUR ZERO ZERO ZERO ZERO ZERO)

Sponsored Research Details

Financial Year	2019-20	2018-19	2017-18
Total no. of Sponsored Projects	0	0	0
Total no. of Funding Agencies	0	0	0
Total Amount Received (Amount in Rupees)	0	0	0
Amount Received in Words	Zero	Zero	Zero

Consultancy Project Details

Financial Year	2019-20	2018-19	2017-18
Total no. of Consultancy Projects	0	0	0
Total no. of Client Organizations	0	0	0
Total Amount Received (Amount in Rupees)	0	0	0
Amount Received in Words	Zero	Zero	Zero

Executive Development Program/Management Development Programs

Financial Year	2019-20	2018-19	2017-18
----------------	---------	---------	---------

Total no. of Executive Development Programs/ Management Development Programs	0	0	0
Total no. of Participants	0	0	0
Total Annual Earnings (Amount in Rupees)(Excluding Lodging & Boarding Charges)	0	0	0
Total Annual Earnings in Words	Zero	Zero	Zero

PCS Facilities: Facilities of physically challenged students

1. Do your institution buildings have Lifts/Ramps?	Yes, more than 40% of the buildings
2. Do your institution have provision for walking aids, including wheelchairs and transportation from one building to another for handicapped students?	Yes
3. Do your institution buildings have specially designed toilets for handicapped students?	Yes, more than 40% of the buildings

Faculty Details

Srno	Name	Age	Designation	Gender	Qualification	Experience (In Months)	Is Associated Last Year	Currently working with institution?	Joining Date	Leaving Date	Association type
1	DR SRINIBASH DASH	44	Assistant Professor	Male	Ph.D	215	Yes	Yes	21-08-2006	--	Other
2	SATYABAN BEHERA	40	Assistant Professor	Male	M. Phil	173	Yes	Yes	12-08-2005	--	Other
3	SUBRAT KUMAR PRADHAN	40	Assistant Professor	Male	MBA	143	Yes	Yes	16-11-2010	--	Other
4	MAHESH KUMAR BAGARTI	35	Assistant Professor	Male	MBA	94	Yes	Yes	01-09-2014	--	Other
5	AMRUTA PANDA	30	Assistant Professor	Female	M.Tech	71	Yes	Yes	16-09-2014	--	Other
6	SUBHAJIT RAUL	41	Assistant Professor	Male	M.COM	89	Yes	Yes	02-02-2015	--	Other
7	MANOJ KUMAR SAHOO	37	Assistant Professor	Male	MBA	84	Yes	Yes	16-01-2017	--	Other
8	NAMITA MALL	30	Assistant Professor	Female	M. Phil	30	Yes	Yes	03-07-2017	--	Other
9	BRIJLAL MALLIK	39	Assistant Professor	Male	NET	96	Yes	Yes	01-07-2019	--	Other
10	DR ABHISEK MISHRA	30	Lecturer	Male	Ph.D	30	No	Yes	03-12-2020	--	Other
11	SHIBANI SHARMA	25	Lecturer	Female	M. Phil	24	No	Yes	03-12-2020	--	Other
12	SARIKA SAHU	27	Lecturer	Female	NET	10	No	Yes	10-12-2020	--	Other

National Institutional Ranking Framework

Ministry of Education

Government of India

Welcome to Data Capturing System: MANAGEMENT

Submitted Institute Data for NIRF'2022'

Institute Name: Gangadhar Meher University [IR-M-U-0852]

Sanctioned (Approved) Intake

Academic Year	2020-21	2019-20	2018-19	2017-18	2016-17	2015-16
PG [2 Year Program(s)]	126	120	-	-	-	-

Total Actual Student Strength (Program(s) Offered by Your Institution)

(All programs of all years)	No. of Male Students	No. of Female Students	Total Students	Within State (Including male & female)	Outside State (Including male & female)	Outside Country (Including male & female)	Economically Backward (Including male & female)	Socially Challenged (SC+ST+OBC Including male & female)	No. of students receiving full tuition fee reimbursement from the State and Central Government	No. of students receiving full tuition fee reimbursement from Institution Funds	No. of students receiving full tuition fee reimbursement from the Private Bodies	No. of students who are not receiving full tuition fee reimbursement
PG [2 Year Program(s)]	138	103	241	241	0	0	0	33	0	0	0	33

Placement & Higher Studies

PG [2 Years Program(s)]: Placement & higher studies for previous 3 years

Academic Year	No. of first year students intake in the year	No. of first year students admitted in the year	Academic Year	No. of students graduating in minimum stipulated time	No. of students placed	Median salary of placed graduates(Amount in Rs.)	No. of students selected for Higher Studies
2017-18	120	111	2018-19	88	43	252000(Two lakhs Fifty Two thousands)	42
2018-19	120	120	2019-20	106	42	282000(Two lakhs Eighty Two thousands)	60
2019-20	120	117	2020-21	115	29	264000(Two lakhs sixty four thousands)	69

Ph.D Student Details

Ph.D (Student pursuing doctoral program till 2020-21 Students admitted in the academic year 2020-21 should not be entered here.)				
			Total Students	
Full Time			0	
Part Time			0	
No. of Ph.D students graduated (including Integrated Ph.D)				
		2020-21	2019-20	2018-19
Full Time		0	0	0
Part Time		0	0	0

Financial Resources: Utilised Amount for the Capital expenditure for previous 3 years

Academic Year	2020-21	2019-20	2018-19
	Utilised Amount	Utilised Amount	Utilised Amount
Annual Capital Expenditure on Academic Activities and Resources (excluding expenditure on buildings)			
Library (Books, Journals and e-Resources only)	900000 (NINE ZERO ZERO ZERO ZERO ZERO ZERO)	150000 (ONE FIVE ZERO ZERO ZERO ZERO ZERO)	200000 (TWO ZERO ZERO ZERO ZERO ZERO ZERO)
Expenditure on setting up/upgradation of laboratory	1000000 (TEN ZERO ZERO ZERO ZERO ZERO ZERO ZERO)	150000 (ONE FIVE ZERO ZERO ZERO ZERO ZERO)	175000 (ONE SEVEN FIVE ZERO ZERO ZERO ZERO)
Other expenditure on creation of Capital Assets (For setting up classrooms, seminar hall, conference hall , library excluding expenditure on Land ,Building, Roads etc.)	100000 (TEN ZERO ZERO ZERO ZERO ZERO ZERO ZERO)	200000 (TWO ZERO ZERO ZERO ZERO ZERO ZERO ZERO)	2500000 (TWO FIVE ZERO ZERO ZERO ZERO ZERO ZERO)

Financial Resources: Utilised Amount for the Operational expenditure for previous 3 years

Academic Year	2020-21	2019-20	2018-19
	Utilised Amount	Utilised Amount	Utilised Amount
Annual Operational Expenditure			
Salaries (Teaching and Non Teaching staff)	1469128 (ONE FOUR SIX NINE ONE TWO EIGHT)	3800000 (THREE EIGHT ZERO ZERO ZERO ZERO ZERO ZERO)	3600000 (THREE SIX ZERO ZERO ZERO ZERO ZERO ZERO)
Maintenance of Academic Infrastructure or consumables and other running expenditures(excluding maintenance of hostels and allied services,rent of the building, depreciation cost, etc)	500000 (FIVE ZERO ZERO ZERO ZERO ZERO ZERO)	5000000 (FIVE ZERO ZERO ZERO ZERO ZERO ZERO)	480000 (FOUR EIGHT ZERO ZERO ZERO ZERO ZERO)
Seminars/Conferences/Workshops	200000 (TWO ZERO ZERO ZERO ZERO ZERO ZERO)	150000 (ONE FIVE ZERO ZERO ZERO ZERO ZERO)	150000 (ONE FIVE ZERO ZERO ZERO ZERO ZERO)

Sponsored Research Details

Financial Year	2020-21	2019-20	2018-19
Total no. of Sponsored Projects	0	0	0
Total no. of Funding Agencies	0	0	0
Total Amount Received (Amount in Rupees)	0	0	0
Amount Received in Words	Zero	Zero	Zero

Consultancy Project Details

Financial Year	2020-21	2019-20	2018-19
Total no. of Consultancy Projects	0	0	0
Total no. of Client Organizations	0	0	0
Total Amount Received (Amount in Rupees)	0	0	0
Amount Received in Words	Zero	Zero	Zero

Executive Development Program/Management Development Programs

Financial Year	2020-21	2019-20	2018-19
Total no. of Executive Development Programs/ Management Development Programs	1	0	0

Total no. of Participants	100	0	0
Total Annual Earnings (Amount in Rupees)(Excluding Lodging & Boarding Charges)	20000	0	0
Total Annual Earnings in Words	TWENTY THOUSAND	Zero	Zero

PCS Facilities: Facilities of physically challenged students

1. Do your institution buildings have Lifts/Ramps?	Yes, less than 40% of the buildings
2. Do your institution have provision for walking aids, including wheelchairs and transportation from one building to another for handicapped students?	Yes
3. Do your institution buildings have specially designed toilets for handicapped students?	Yes, less than 40% of the buildings

Faculty Details

Srno	Name	Age	Designation	Gender	Qualification	Experience (In Months)	Currently working with institution?	Joining Date	Leaving Date	Association type
1	DR SRINIBASH DASH	45	Assistant Professor	Male	Ph.D	275	Yes	21-08-2006	--	Other
2	SATYABAN BEHERA	41	Assistant Professor	Male	M. Phil	185	Yes	12-08-2005	--	Other
3	SHIBANI SHARMA	26	Assistant Professor	Female	M. Phil	36	Yes	03-12-2020	--	Other

National Institutional Ranking Framework

Ministry of Education

Government of India

Welcome to Data Capturing System: MANAGEMENT

Submitted Institute Data for NIRF'2023'

Institute Name: Gangadhar Meher University [IR-M-U-0852]

Sanctioned (Approved) Intake

Academic Year	2021-22	2020-21	2019-20	2018-19	2017-18	2016-17
PG [2 Year Program(s)]	120	126	-	-	-	-

Total Actual Student Strength (Program(s) Offered by Your Institution)

(All programs of all years)	No. of Male Students	No. of Female Students	Total Students	Within State (Including male & female)	Outside State (Including male & female)	Outside Country (Including male & female)	Economically Backward (Including male & female)	Socially Challenged (SC+ST+OBC Including male & female)	No. of students receiving full tuition fee reimbursement from the State and Central Government	No. of students receiving full tuition fee reimbursement from Institution Funds	No. of students receiving full tuition fee reimbursement from the Private Bodies	No. of students who are not receiving full tuition fee reimbursement
PG [2 Year Program(s)]	66	54	120	120	0	0	0	43	0	0	0	43

Placement & Higher Studies

PG [2 Years Program(s)]: Placement & higher studies for previous 3 years

Academic Year	No. of first year students intake in the year	No. of first year students admitted in the year	Academic Year	No. of students graduating in minimum stipulated time	No. of students placed	Median salary of placed graduates(Amount in Rs.)	No. of students selected for Higher Studies
2018-19	120	120	2019-20	102	43	50000(FIFTY THOUSAND)	59
2019-20	120	120	2020-21	109	29	50000(FIFTY THOUSAND)	80
2020-21	126	126	2021-22	109	39	50000(FIFTY THOUSAND)	70

Ph.D Student Details

Ph.D (Student pursuing doctoral program till 2021-22 Students admitted in the academic year 2022-23 should not be entered here.)				
			Total Students	
Full Time			0	
Part Time			0	
No. of Ph.D students graduated (including Integrated Ph.D)				
		2021-22	2020-21	2019-20
Full Time			0	0
Part Time			0	0

Financial Resources: Utilised Amount for the Capital expenditure for previous 3 years

Academic Year	2021-22	2020-21	2019-20
	Utilised Amount	Utilised Amount	Utilised Amount
Annual Capital Expenditure on Academic Activities and Resources (excluding expenditure on buildings)			
Library (Books, Journals and e-Resources only)	150000 (ONE FIVE ZERO ZERO ZERO ZERO)	900000 (NINE ZERO ZERO ZERO ZERO ZERO)	150000 (ONE FIVE ZERO ZERO ZERO ZERO)
Expenditure on setting up/upgradation of laboratory	100000 (ONE ZERO ZERO ZERO ZERO ZERO)	100000 (ONE ZERO ZERO ZERO ZERO ZERO)	150000 (ONE FIVE ZERO ZERO ZERO ZERO)
Other expenditure on creation of Capital Assets (For setting up classrooms, seminar hall, conference hall , library excluding expenditure on Land ,Building, Roads etc.)	150000 (ONE FIVE ZERO ZERO ZERO ZERO)	1000000 (ONE ZERO ZERO ZERO ZERO ZERO ZERO)	200000 (TWO ZERO ZERO ZERO ZERO ZERO)

Financial Resources: Utilised Amount for the Operational expenditure for previous 3 years

Academic Year	2021-22	2020-21	2019-20
	Utilised Amount	Utilised Amount	Utilised Amount
Annual Operational Expenditure			
Salaries (Teaching and Non Teaching staff)	2563842 (TWO FIVE SIX THREE EIGHT FOUR TWO)	1469128 (ONE FOUR SIX NINE ONE TWO EIGHT)	3800000 (THREE EIGHT ONE FIVE ZERO ZERO ZERO ZERO ZERO)
Maintenance of Academic Infrastructure or consumables and other running expenditures(excluding maintenance of hostels and allied services,rent of the building, depreciation cost, etc)	177825 (ONE SEVEN SEVEN EIGHT TWO FIVE)	500000 (FIVE ZERO ZERO ZERO ZERO ZERO)	500000 (FIVE ZERO ZERO ZERO ZERO ZERO)
Seminars/Conferences/Workshops	200000 (TWO ZERO ZERO ZERO ZERO ZERO)	200000 (TWO ZERO ZERO ZERO ZERO ZERO)	150000 (ONE FIVE ZERO ZERO ZERO ZERO)

Sponsored Research Details

Financial Year	2021-22	2020-21	2019-20
Total no. of Sponsored Projects	0	0	0
Total no. of Funding Agencies	0	0	0
Total Amount Received (Amount in Rupees)	0	0	0
Amount Received in Words	Zero	Zero	Zero

Consultancy Project Details

Financial Year	2021-22	2020-21	2019-20
Total no. of Consultancy Projects	0	0	0
Total no. of Client Organizations	0	0	0
Total Amount Received (Amount in Rupees)	0	0	0
Amount Received in Words	Zero	Zero	Zero

Executive Development Program/Management Development Programs

Financial Year	2021-22	2020-21	2019-20
----------------	---------	---------	---------

Total no. of Executive Development Programs/ Management Development Programs	1	1	0
Total no. of Participants	100	100	0
Total Annual Earnings (Amount in Rupees)(Excluding Lodging & Boarding Charges)	20000	20000	0
Total Annual Earnings in Words	TWENTY THOUSAND	TWENTY THOUSAND	Zero

PCS Facilities: Facilities of physically challenged students

1. Do your institution buildings have Lifts/Ramps?	Yes, less than 40% of the buildings
2. Do your institution have provision for walking aids, including wheelchairs and transportation from one building to another for handicapped students?	Yes
3. Do your institution buildings have specially designed toilets for handicapped students?	Yes, less than 40% of the buildings

Faculty Details

Srno	Name	Age	Designation	Gender	Qualification	Experience (In Months)	Currently working with institution?	Joining Date	Leaving Date	Association type
1	DR SRINIBASH DASH	46	Associate Professor	Male	Ph.D	240	Yes	21-08-2006	--	Other
2	SATYABAN BEHERA	42	Assistant Professor	Male	M. Phil	180	Yes	12-08-2005	--	Other
3	SHIBANI SHARMA	27	Assistant Professor	Female	M. Phil	43	Yes	03-12-2020	--	Other

National Institutional Ranking Framework

Ministry of Human Resource Development

Government of India

Welcome to Data Capturing System: OVERALL

Submitted Institute Data for NIRF'2020'

Institute Name: GANGADHAR MEHER UNIVERSITY [IR-O-U-0852]

Sanctioned (Approved) Intake

Academic Year	2018-19	2017-18	2016-17	2015-16	2014-15	2013-14
UG [3 Years Program(s)]	1243	1252	1276	-	-	-
UG [4 Years Program(s)]	100	99	100	0	-	-
PG [2 Year Program(s)]	620	598	-	-	-	-
PG [3 Year Program(s)]	25	26	30	-	-	-

Total Actual Student Strength (Program(s) Offered by Your Institution)

(All programs of all years)	No. of Male Students	No. of Female Students	Total Students	Within State (Including male & female)	Outside State (Including male & female)	Outside Country (Including male & female)	Economically Backward (Including male & female)	Socially Challenged (SC+ST+OBC Including male & female)	No. of students receiving full tuition fee reimbursement from the State and Central Government	No. of students receiving full tuition fee reimbursement from Institution Funds	No. of students receiving full tuition fee reimbursement from the Private Bodies	No. of students who are not receiving full tuition fee reimbursement
UG [3 Years Program(s)]	1995	1776	3771	3583	188	0	0	1512	0	0	0	1512
UG [4 Years Program(s)]	109	190	299	299	0	0	0	119	0	0	0	119
PG [2 Year Program(s)]	534	684	1218	1189	29	0	0	327	0	0	0	327
PG [3 Year Program(s)]	43	38	81	77	4	0	0	20	0	0	0	20

Placement & Higher Studies

UG [3 Years Program(s)]: Placement & higher studies for previous 3 years

Academic Year	No. of first year students intake in the year	No. of first year students admitted in the year	Academic Year	No. of students admitted through Lateral entry	Academic Year	No. of students graduating in minimum stipulated time	No. of students placed	Median salary of placed graduates(Amount in Rs.)	No. of students selected for Higher Studies
2014-15	1370	1342	2015-16	0	2016-17	1125	141	180000(One Lakh Eighty Thousand)	745
2015-16	1378	1378	2016-17	0	2017-18	988	95	240000(Two Lakh Forty Thousand)	875
2016-17	1276	1270	2017-18	0	2018-19	991	87	260000(Two Lakh Sixty Thousand)	841

UG [4 Years Program(s)]: Placement & higher studies for previous 3 years

Academic Year	No. of first year students intake in the year	No. of first year students admitted in the year	Academic Year	No. of students admitted through Lateral entry	Academic Year	No. of students graduating in minimum stipulated time	No. of students placed	Median salary of placed graduates(Amount in Rs.)	No. of students selected for Higher Studies
2013-14	0	0	2014-15	0	2016-17	0	0	0(Zero)	0
2014-15	0	0	2015-16	0	2017-18	0	0	0(Zero)	0
2015-16	0	0	2016-17	0	2018-19	0	0	0(Zero)	0

PG [2 Years Program(s)]: Placement & higher studies for previous 3 years

Academic Year	No. of first year students intake in the year	No. of first year students admitted in the year	Academic Year	No. of students graduating in minimum stipulated time	No. of students placed	Median salary of placed graduates(Amount in Rs.)	No. of students selected for Higher Studies
2015-16	632	632	2016-17	427	69	216000(Two Lakh Sixteen Thousand)	311
2016-17	632	632	2017-18	514	63	250000(Two Lakh Fifty Thousand)	367
2017-18	598	598	2018-19	507	61	320000(Three Lakh Twenty Thousand)	343

PG [3 Years Program(s)]: Placement & higher studies for previous 3 years

Academic Year	No. of first year students intake in the year	No. of first year students admitted in the year	Academic Year	No. of students admitted through Lateral entry	Academic Year	No. of students graduating in minimum stipulated time	No. of students placed	Median salary of placed graduates(Amount in Rs.)	No. of students selected for Higher Studies
2014-15	30	30	2015-16	0	2016-17	24	0	0(Zero)	4
2015-16	30	30	2016-17	0	2017-18	25	8	360000(Three Lakh Sixty Thousand)	6
2016-17	30	30	2017-18	0	2018-19	24	7	400000(Four Lakh)	6

Ph.D Student Details

Ph.D (Student pursuing doctoral program till 2017-18; Students admitted in the academic year 2018-19 should not be entered here.)				
			Total Students	
Full Time			52	
Part Time			0	
No. of Ph.D students graduated (including Integrated Ph.D)				
		2018-19	2017-18	2016-17
Full Time		0	0	0
Part Time		0	0	0

Financial Resources: Utilised Amount for the Capital expenditure for previous 3 years

Academic Year	2018-19	2017-18	2016-17
	Utilised Amount	Utilised Amount	Utilised Amount

Annual Capital Expenditure on Academic Activities and Resources (excluding expenditure on buildings)

Library	298630 (Two Lakhs Ninety Eight Thousand Six Hundred and Thirty)	0 (Zero)	30000 (Thirty Thousand)
New Equipment for Laboratories	131216 (One Lakh Thirtyone Thousand Two Hundred and Sixteen)	0 (Zero)	25000 (Twenty Five Thousand)
Engineering Workshops	0 (Zero)	0 (Zero)	0 (Zero)
Other expenditure on creation of Capital Assets (excluding expenditure on Land and Building)	0 (Zero)	0 (Zero)	35000 (Thirty Five Thousand)

Financial Resources: Utilised Amount for the Operational expenditure for previous 3 years

Academic Year	2018-19	2017-18	2016-17
	Utilised Amount	Utilised Amount	Utilised Amount
Annual Operational Expenditure			
Salaries (Teaching and Non Teaching staff)	96076591 (Nine Crores Sixty Lakhs Seventy Six Thousand Five Hundred and Ninety One)	86440000 (Eight Crores Sixty Four Lakhs and Forty Thousand)	105885043 (Ten Crores Fifty Eight Lakhs Eighty Five Thousand and Forty Three)
Maintenance of Academic Infrastructure or consumables and other running expenditures(excluding maintenance of hostels and allied services,rent of the building, depreciation cost, etc)	1000 (One Thousand)	1000 (One Thousand)	55000 (Fifty Five Thousand)
Seminars/Conferences/Workshops	1070578 (Ten Lakhs Seventy Thousand Five Hundred and Seventy Eight)	370341 (Three Lakhs Seventy Thousand Three Hundred and Forty One)	268709 (Two Lakhs Sixty Eight Thousand Seven Hundred and Nine)

IPR

Calendar year	2018	2017	2016
No. of Patents Published	0	0	0
No. of Patents Granted	0	0	0

Sponsored Research Details

Financial Year	2018-19	2017-18	2016-17
Total no. of Sponsored Projects	1	0	0
Total no. of Funding Agencies	1	0	0
Total Amount Received (Amount in Rupees)	450000	0	0
Amount Received in Words	Four lakhs Fifty Thousand	Zero	Zero

Consultancy Project Details

Financial Year	2018-19	2017-18	2016-17
Total no. of Consultancy Projects	0	0	0
Total no. of Client Organizations	0	0	0
Total Amount Received (Amount in Rupees)	0	0	0
Amount Received in Words	Zero	Zero	Zero

Executive Development Program/Management Development Programs

Financial Year	2018-19	2017-18	2016-17
Total no. of Executive Development Programs	0	0	0
Total no. of Participants	0	0	0
Total Amount Received (Amount in Rupees)	0	0	0
Total Annual Earnings in Words	Zero	Zero	Zero

PCS Facilities: Facilities of physically challenged students

1. Do your institution buildings have Lifts/Ramps?	Yes, more than 40% of the buildings
2. Do your institution have provision for walking aids, including wheelchairs and transportation from one building to another for handicapped students?	Yes
3. Do your institution buildings have specially designed toilets for handicapped students?	Not available

Awards Details

1. How many faculty member of your institution have received highly reputed national/international awards/recognition from central government agencies in the previous academic year 2018-19					1				
Srno	Name of the Faculty	Name of the Award	Name of the Central government agency/international agencies from where award has been received	Address of the Agency giving award	Contact Email ID of the Agency	Year of receiving award	Email ID of the faculty	Contact no. of the faculty	Is it Fellowship?(Yes/No)
1	Atanu Kumar Pati	Fellow of the National Academy of Medical Sciences	National Academy of Medical Sciences	NAMS House, Ansari Nagar, Mahatma Gandhi Marg, New Delhi - 110029	nams_aca@yahoo.com	2019	akpati19@gmail.com	9826654829	Yes
2. How many students of your institution have won international awards in the previous academic year 2018-19					0				

Faculty Details

Srno	Name	Age	Designation	Gender	Qualification	Experience (In Months)	Is Associated Last Year	Currently working with institution?	Joining Date	Leaving Date	Association type
1	Dr M K Das	58	Associate Professor	Male	Ph.D	352	Yes	Yes	14-08-2002	--	Regular
2	Dr S C Acharya	58	Associate Professor	Male	Ph.D	352	Yes	Yes	26-11-2013	--	Regular
3	Sri P K Harpal	48	Assistant Professor	Male	M. Phil	244	Yes	Yes	06-12-2013	--	Regular
4	Dr P Panda	56	Associate Professor	Female	Ph.D	352	Yes	Yes	11-07-2006	--	Regular
5	Dr M D Majhi	45	Assistant Professor	Male	Ph.D	232	Yes	Yes	02-09-2013	--	Regular
6	U C Pati	48	Assistant Professor	Male	M. Phil	231	Yes	Yes	01-11-2013	--	Regular

7	Dr H H Sarangi	59	Associate Professor	Male	Ph.D	354	Yes	Yes	16-10-2001	--	Regular
8	Dr Smt R Baral	54	Associate Professor	Female	Ph.D	354	Yes	Yes	21-11-2013	--	Regular
9	Dr M P Behera	54	Assistant Professor	Male	Ph.D	294	Yes	Yes	03-01-2014	--	Regular
10	Dr Lily Sahu	60	Associate Professor	Female	Ph.D	352	Yes	Yes	19-10-2011	--	Regular
11	Dr Smt Namita Pattnaik	57	Associate Professor	Female	Ph.D	365	Yes	Yes	07-10-2012	--	Regular
12	Dr S Mishra	46	Assistant Professor	Male	Ph.D	246	Yes	Yes	02-03-2016	--	Regular
13	Dr S K Paul	56	Associate Professor	Male	Ph.D	386	Yes	Yes	01-03-2016	--	Regular
14	Dr Smt Jyoti Mishra	59	Associate Professor	Female	Ph.D	369	Yes	Yes	30-11-2007	--	Regular
15	Sri D K Sa	48	Assistant Professor	Male	M. Phil	244	Yes	Yes	20-06-2014	--	Regular
16	Sri R K Seth	59	Lecturer	Male	M.A	324	Yes	Yes	15-09-2014	--	Regular
17	Sri A K Naik	46	Assistant Professor	Male	M.Sc.	240	Yes	Yes	02-07-2014	--	Regular
18	A K Patel	53	Assistant Professor	Male	M. Phil	223	Yes	Yes	25-06-2014	--	Regular
19	Dr Smt S Panda	55	Associate Professor	Female	Ph.D	348	Yes	Yes	18-07-2002	--	Regular
20	Dr T N P Pati	54	Reader	Male	Ph.D	323	Yes	Yes	21-12-2013	--	Regular
21	Dr Smt I Garnaik	52	Assistant Professor	Female	Ph.D	324	No	Yes	16-09-2017	--	Regular
22	Smt S Choudhury	46	Assistant Professor	Female	M.A	246	Yes	Yes	01-10-2014	--	Regular
23	Smt S Acharya	49	Assistant Professor	Female	M.A	225	Yes	Yes	07-07-2014	--	Regular
24	Dr H K Nayak	58	Associate Professor	Male	Ph.D	359	Yes	Yes	05-09-2011	--	Regular
25	Smt P Dash	38	Lecturer	Female	M.Sc.	97	Yes	Yes	04-03-2017	--	Regular
26	Dr Prasanti Mishra	42	Lecturer	Female	Ph.D	45	Yes	Yes	05-08-2014	--	Adhoc / Contractual
27	Dr P K Acharya	40	Lecturer	Male	Ph.D	45	Yes	Yes	23-06-2014	--	Adhoc / Contractual
28	Dr Smt P Sahoo	43	Lecturer	Female	Ph.D	45	Yes	Yes	30-06-2014	--	Adhoc / Contractual
29	Dr Niranjana Sahu	43	Lecturer	Male	Ph.D	45	Yes	Yes	15-07-2014	--	Adhoc / Contractual
30	Dr Smt V Panda	42	Lecturer	Female	Ph.D	45	Yes	Yes	08-08-2014	--	Adhoc / Contractual

31	P Hembram	36	Lecturer	Female	M. Phil	45	Yes	Yes	11-07-2014	--	Adhoc / Contractual
32	Smt D Soren	38	Lecturer	Female	M. Phil	45	Yes	Yes	19-07-2014	--	Adhoc / Contractual
33	Dr D K Sahoo	36	Lecturer	Male	Ph.D	45	Yes	Yes	18-06-2014	--	Adhoc / Contractual
34	Dr P Mohapatra	39	Lecturer	Female	Ph.D	45	Yes	Yes	16-07-2014	--	Adhoc / Contractual
35	Prof A K Pati	63	Dean / Principal / Director / Vice Chancellor	Male	Ph.D	420	Yes	Yes	26-07-2017	--	Regular
36	Dr SRINIBASH DASH	43	Assistant Professor	Male	Ph.D	155	Yes	Yes	21-08-2006	--	Other
37	SATYABAN BEHERA	39	Lecturer	Male	M. Phil	167	Yes	Yes	12-08-2005	--	Other
38	SUBRAT KUMAR PRADHAN	39	Lecturer	Male	MBA	105	Yes	Yes	16-11-2010	--	Other
39	MAHESH KUMAR BAGARTI	34	Lecturer	Male	MBA	57	Yes	Yes	01-11-2014	--	Other
40	AMRUTA PANDA	29	Lecturer	Male	M.Tech	57	Yes	Yes	16-11-2014	--	Other
41	SUBHAJIT RAUL	40	Lecturer	Male	M.COM	53	Yes	Yes	02-02-2015	--	Other
42	Dr RATIDEV SAMAL	33	Assistant Professor	Male	Ph.D	35	Yes	Yes	18-07-2016	--	Other
43	Manoj Kumar Sahoo	36	Lecturer	Male	MBA	29	Yes	Yes	16-01-2017	--	Other
44	GEETISUDHA SAMAL	32	Other	Female	MBA	9	Yes	Yes	01-08-2018	--	Other
45	POOJA SRIVSTAV	41	Other	Female	M. Phil	9	Yes	Yes	01-08-2018	--	Other
46	SWETA MISHRA	37	Other	Female	Ph.D	9	Yes	Yes	01-08-2018	--	Other
47	FARAH ANJUM	29	Other	Female	M. Phil	9	Yes	Yes	01-08-2018	--	Other
48	Subrata Pradhan	28	Other	Male	M.A	9	Yes	Yes	01-08-2018	--	Other
49	Jharana Sahu	35	Lecturer	Female	M.Ed	35	Yes	Yes	01-08-2016	--	Other
50	Santanu Kumar Sarangi	41	Other	Male	MCA	9	Yes	Yes	01-08-2018	--	Other
51	SAMIT KUMAR PRADHAN	29	Assistant Professor	Male	M.Tech	76	Yes	Yes	10-11-2017	--	Regular
52	SIBAJI SANKAR NAIK	31	Assistant Professor	Male	M.Sc.	21	Yes	Yes	05-02-2018	--	Regular
53	SUBASH CHANDRA JHANKAR	37	Assistant Professor	Male	M.COM	24	Yes	Yes	07-11-2017	--	Regular
54	GNYANA RANJAN BAL	28	Assistant Professor	Male	M.COM	24	Yes	Yes	07-11-2017	--	Regular
55	Dr PRIYABRATA PANDA	31	Assistant Professor	Male	Ph.D	24	Yes	Yes	07-11-2017	--	Regular

56	SAROJA MEHER	30	Assistant Professor	Female	M. Phil	24	Yes	Yes	09-11-2017	--	Regular
57	DHARMARAJ BAG	30	Assistant Professor	Male	M. Phil	24	Yes	Yes	07-07-2017	--	Regular
58	SMRUTI SNIGDHA MISHRA	32	Assistant Professor	Female	M.Sc.	21	Yes	Yes	20-02-2018	--	Regular
59	AISHWARYA KHAMARI	24	Other	Male	M.Sc.	9	Yes	Yes	01-08-2018	--	Other
60	MUKESH SHARMA	34	Other	Male	M. Phil	9	Yes	Yes	01-08-2018	--	Other
61	AMBARIS PRATAP SINGH	32	Other	Male	M. Phil	9	Yes	Yes	01-08-2018	--	Other
62	Dr Jayakishan Meher	51	Other	Male	Ph.D	9	Yes	Yes	01-08-2018	--	Other
63	KAPILESWAR DORA	38	Other	Male	M.Sc.	9	Yes	Yes	01-08-2018	--	Other
64	SAGARIKA MISHRA	35	Other	Female	M.Tech	9	Yes	Yes	01-08-2018	--	Other
65	MOUMITA GHOSH	27	Other	Female	M.Tech	9	Yes	Yes	01-08-2018	--	Other
66	NIHAR RANJAN NAYAK	35	Other	Male	M. Phil	9	Yes	Yes	01-08-2018	--	Other
67	CHANDRAMA MISHRA	39	Other	Female	M. Phil	9	Yes	Yes	01-08-2018	--	Other
68	Pranati Behera	38	Other	Female	Ph.D	9	Yes	Yes	01-08-2018	--	Other
69	Dr Birendra Kumar Patel	65	Other	Male	Ph.D	9	Yes	Yes	01-08-2018	--	Other
70	Dinesh Kumar Pati	26	Other	Male	M. Phil	9	Yes	Yes	01-08-2018	--	Other
71	Jyotsna Nanda	29	Other	Female	M.Sc.	9	Yes	Yes	01-08-2018	--	Other
72	Chinmayee Padhy	36	Other	Female	M. Phil	9	Yes	Yes	01-08-2018	--	Other
73	Gajanan Behera	36	Lecturer	Male	M. Phil	23	Yes	Yes	01-08-2017	--	Other
74	BHUMISUTA BHOI	28	Other	Female	M. Phil	18	Yes	Yes	01-08-2017	--	Other
75	Dr S N Chaulia	53	Assistant Professor	Male	Ph.D	216	Yes	Yes	07-12-2013	--	Regular
76	P Bhoi	48	Assistant Professor	Male	M.A	231	Yes	Yes	04-09-2013	--	Regular
77	Dr Lambodar Sahu	59	Associate Professor	Male	Ph.D	358	Yes	Yes	01-11-2011	--	Regular
78	Dr D Behera	59	Associate Professor	Male	Ph.D	386	Yes	Yes	31-05-2017	--	Regular
79	RAKESH KUMAR MISHRA	34	Assistant Professor	Male	Ph.D	24	Yes	Yes	07-11-2017	--	Regular

National Institutional Ranking Framework

Ministry of Education

Government of India

Welcome to Data Capturing System: OVERALL

Submitted Institute Data for NIRF'2021'

Institute Name: GANGADHAR MEHER UNIVERSITY [IR-O-U-0852]

Sanctioned (Approved) Intake

Academic Year	2019-20	2018-19	2017-18	2016-17	2015-16	2014-15
UG [3 Years Program(s)]	1292	1243	1252	-	-	-
UG [4 Years Program(s)]	100	100	99	100	-	-
PG [2 Year Program(s)]	894	620	-	-	-	-
PG [3 Year Program(s)]	30	30	30	-	-	-

Total Actual Student Strength (Program(s) Offered by Your Institution)

(All programs of all years)	No. of Male Students	No. of Female Students	Total Students	Within State (Including male & female)	Outside State (Including male & female)	Outside Country (Including male & female)	Economically Backward (Including male & female)	Socially Challenged (SC+ST+OBC Including male & female)	No. of students receiving full tuition fee reimbursement from the State and Central Government	No. of students receiving full tuition fee reimbursement from Institution Funds	No. of students receiving full tuition fee reimbursement from the Private Bodies	No. of students who are not receiving full tuition fee reimbursement
UG [3 Years Program(s)]	2037	1718	3755	3718	37	0	0	2500	2000	0	0	500
UG [4 Years Program(s)]	125	274	399	392	7	0	0	280	220	0	0	60
PG [2 Year Program(s)]	606	948	1554	1542	12	0	0	918	683	0	0	235
PG [3 Year Program(s)]	42	37	79	79	0	0	0	33	21	0	0	12

Placement & Higher Studies

UG [3 Years Program(s)]: Placement & higher studies for previous 3 years

Academic Year	No. of first year students intake in the year	No. of first year students admitted in the year	Academic Year	No. of students admitted through Lateral entry	Academic Year	No. of students graduating in minimum stipulated time	No. of students placed	Median salary of placed graduates(Amount in Rs.)	No. of students selected for Higher Studies
2015-16	1378	1378	2016-17	0	2017-18	988	95	240000(TWO LAKH FORTY THOUSAND)	875
2016-17	1276	1270	2017-18	0	2018-19	991	87	260000(TWO LAKH SIXTY THOUSAND)	841
2017-18	1252	1252	2018-19	0	2019-20	1050	93	285000(TWO LAKH EIGHTY FIVE THOUSAND)	883

UG [4 Years Program(s)]: Placement & higher studies for previous 3 years

Academic Year	No. of first year students intake in the year	No. of first year students admitted in the year	Academic Year	No. of students admitted through Lateral entry	Academic Year	No. of students graduating in minimum stipulated time	No. of students placed	Median salary of placed graduates(Amount in Rs.)	No. of students selected for Higher Studies
2014-15	0	0	2015-16	0	2017-18	0	0	0(Zero)	0
2015-16	0	0	2016-17	0	2018-19	0	0	0(Zero)	0
2016-17	100	100	2017-18	0	2019-20	91	2	240000(TWO LAKH FORTY THOUSAND)	80

PG [2 Years Program(s)]: Placement & higher studies for previous 3 years

Academic Year	No. of first year students intake in the year	No. of first year students admitted in the year	Academic Year	No. of students graduating in minimum stipulated time	No. of students placed	Median salary of placed graduates(Amount in Rs.)	No. of students selected for Higher Studies
2016-17	632	632	2017-18	514	63	250000(TWO LAKH FIFTY THOUSAND)	367
2017-18	598	598	2018-19	507	61	320000(THREE LAKH TWENTY THOUSAND)	343
2018-19	620	620	2019-20	530	65	350000(THREE LAKH FIFTY THOUSAND)	365

PG [3 Years Program(s)]: Placement & higher studies for previous 3 years

Academic Year	No. of first year students intake in the year	No. of first year students admitted in the year	Academic Year	No. of students admitted through Lateral entry	Academic Year	No. of students graduating in minimum stipulated time	No. of students placed	Median salary of placed graduates(Amount in Rs.)	No. of students selected for Higher Studies
2015-16	30	30	2016-17	0	2017-18	25	8	360000(THREE LAKH SIXTY THOUSAND)	6
2016-17	30	30	2017-18	0	2018-19	24	7	400000(FOUR LAKH)	6
2017-18	30	26	2018-19	0	2019-20	26	8	410000(FOUR LAKH TEN THOUSAND)	11

Ph.D Student Details

Ph.D (Student pursuing doctoral program till 2019-20 Students admitted in the academic year 2020-21 should not be entered here.)			
		Total Students	
Full Time		56	
Part Time		0	
No. of Ph.D students graduated (including Integrated Ph.D)			
		2019-20	2018-19
Full Time		0	0
Part Time		0	0

Financial Resources: Utilised Amount for the Capital expenditure for previous 3 years

Academic Year	2019-20	2018-19	2017-18
---------------	---------	---------	---------

	Utilised Amount	Utilised Amount	Utilised Amount
Annual Capital Expenditure on Academic Activities and Resources (excluding expenditure on buildings)			
Library	1818880 (EIGHTEEN LAKH EIGHTEEN THOUSAND EIGHT HUNDRED EIGHTY)	298630 (TWO LAKH NINETY EIGHT THOUSAND SIX HUNDRED THIRTY)	0 (ZERO)
New Equipment for Laboratories	245130 (TWO LAKH FORTY FIVE THOUSAND ONE HUNDRED THIRTY)	131216 (ONE LAKH THIRTY ONE THOUSAND TWO HUNDRED SIXTEEN)	0 (ZERO)
Engineering Workshops	0 (ZERO)	0 (ZERO)	0 (ZERO)
Other expenditure on creation of Capital Assets (excluding expenditure on Land and Building)	0 (ZERO)	0 (ZERO)	0 (ZERO)

Financial Resources: Utilised Amount for the Operational expenditure for previous 3 years

Academic Year	2019-20	2018-19	2017-18
	Utilised Amount	Utilised Amount	Utilised Amount
Annual Operational Expenditure			
Salaries (Teaching and Non Teaching staff)	123875524 (TWELVE CRORE THIRTY EIGHT LAKH SEVENTY FIVE THOUSAND FIVE HUNDRED TWENTY FOUR)	96076591 (NINE CRORES SIXTY LAKHS SEVENTY SIX THOUSAND FIVE HUNDRED NINETY ONE)	86440000 (EIGHT CRORES SIXTY FOUR LAKHS FORTY THOUSAND)
Maintenance of Academic Infrastructure or consumables and other running expenditures(excluding maintenance of hostels and allied services,rent of the building, depreciation cost, etc)	5379072 (FIFTY THREE LAKHS SEVENTY NINE THOUSAND SEVENTY TWO)	1000 (ONE THOUSAND)	1000 (ONE THOUSAND)
Seminars/Conferences/Workshops	1237876 (TWELVE LAKH THIRTY SEVEN THOUSAND EIGHT HUNDRED SEVENTY SIX)	1070578 (TEN LAKH SEVENTY THOUSAND FIVE HUNDRED SEVENTY EIGHT)	370341 (THREE LAKHS SEVENTY THOUSAND THREE HUNDRED FORTY ONE)

IPR

Calendar year	2019	2018	2017
No. of Patents Published	0	0	0
No. of Patents Granted	0	0	0

Sponsored Research Details

Financial Year	2019-20	2018-19	2017-18
Total no. of Sponsored Projects	2	1	0
Total no. of Funding Agencies	1	1	0
Total Amount Received (Amount in Rupees)	80000	450000	0
Amount Received in Words	EIGHTY THOUSAND	FOUR LAKH FIFTY THOUSAND	Zero

Consultancy Project Details

Financial Year	2019-20	2018-19	2017-18
Total no. of Consultancy Projects	0	0	0
Total no. of Client Organizations	0	0	0
Total Amount Received (Amount in Rupees)	0	0	0

Amount Received in Words	Zero	Zero	Zero
--------------------------	------	------	------

Executive Development Program/Management Development Programs

Financial Year	2019-20	2018-19	2017-18
Total no. of Executive Development Programs/ Management Development Programs	0	0	0
Total no. of Participants	0	0	0
Total Annual Earnings (Amount in Rupees)(Excluding Lodging & Boarding Charges)	0	0	0
Total Annual Earnings in Words	Zero	Zero	Zero

PCS Facilities: Facilities of physically challenged students

1. Do your institution buildings have Lifts/Ramps?	Yes, more than 80% of the buildings
2. Do your institution have provision for walking aids, including wheelchairs and transportation from one building to another for handicapped students?	Yes
3. Do your institution buildings have specially designed toilets for handicapped students?	Yes, more than 40% of the buildings

Accreditation

NBA Accreditation

1. Does your institute have a valid NBA Accreditation?	NO
--	----

NAAC Accreditation

1. Does your institute have a valid NAAC Accreditation?	NO
---	----

Faculty Details

Srno	Name	Age	Designation	Gender	Qualification	Experience (In Months)	Is Associated Last Year	Currently working with institution?	Joining Date	Leaving Date	Association type
1	AMRUTA PANDA	30	Assistant Professor	Female	M.Tech	71	Yes	Yes	16-09-2014	--	Other
2	BRIJLAL MALLIK	39	Assistant Professor	Male	NET	96	Yes	Yes	01-07-2019	--	Other
3	DR ABHISEK MISHRA	30	Lecturer	Male	Ph.D	30	No	Yes	03-12-2020	--	Other
4	DR SRINIBASH DASH	44	Assistant Professor	Male	Ph.D	215	Yes	Yes	21-08-2006	--	Other
5	MAHESH KUMAR BAGARTI	35	Assistant Professor	Male	MBA	94	Yes	Yes	01-09-2014	--	Other
6	MANOJ KUMAR SAHOO	37	Assistant Professor	Male	MBA	84	Yes	Yes	16-01-2017	--	Other
7	NAMITA MALL	30	Assistant Professor	Female	M. Phil	30	Yes	Yes	03-07-2017	--	Other

8	SARIKA SAHU	27	Lecturer	Female	NET	10	No	Yes	10-12-2020	--	Other
9	SATYABAN BEHERA	40	Assistant Professor	Male	M. Phil	173	Yes	Yes	12-08-2005	--	Other
10	SHIBANI SHARMA	25	Lecturer	Female	M. Phil	24	No	Yes	03-12-2020	--	Other
11	SUBHAJIT RAUL	41	Assistant Professor	Male	M.COM	89	Yes	Yes	02-02-2015	--	Other
12	SUBRAT KUMAR PRADHAN	40	Assistant Professor	Male	MBA	143	Yes	Yes	16-11-2010	--	Other
13	DR MIHIR KUMAR DAS	59	Associate Professor	Male	Ph.D	364	Yes	Yes	14-08-2002	--	Regular
14	DR SHYAMA CHARAN ACHARYA	59	Associate Professor	Male	Ph.D	364	Yes	Yes	26-11-2013	--	Regular
15	DR PRABHATI PANDA	57	Associate Professor	Female	Ph.D	364	Yes	Yes	11-07-2006	--	Regular
16	DR MURALIDHAR MAJHI	46	Assistant Professor	Male	Ph.D	244	Yes	Yes	02-09-2013	--	Regular
17	DR UMA CHARAN PATI	49	Assistant Professor	Male	Ph.D	243	Yes	Yes	01-11-2013	--	Regular
18	DR SADAN KUMAR PAUL	57	Associate Professor	Male	Ph.D	398	Yes	Yes	01-03-2016	--	Regular
19	DR SIKATA PANDA	56	Associate Professor	Female	Ph.D	360	Yes	Yes	18-07-2002	--	Regular
20	DR HEMA KUMAR NAYAK	59	Associate Professor	Male	Ph.D	371	Yes	Yes	05-09-2011	--	Regular
21	SMT PURNIMA DASH	39	Assistant Professor	Female	M.Sc.	109	Yes	Yes	04-03-2017	--	Regular
22	DR PRASANTI MISHRA	43	Assistant Professor	Female	Ph.D	191	Yes	Yes	05-08-2014	--	Adhoc / Contractual
23	DR PRADOSH KUMAR ACHARYA	41	Assistant Professor	Male	Ph.D	173	Yes	Yes	23-06-2014	--	Adhoc / Contractual
24	DR PRAGNYA SAHOO	44	Assistant Professor	Female	Ph.D	143	Yes	Yes	30-06-2014	--	Adhoc / Contractual
25	SMT PUSHPA HEMBRAM	37	Assistant Professor	Female	M. Phil	72	Yes	Yes	11-07-2014	--	Regular
26	SIBAJI SANKAR NAIK	32	Assistant Professor	Male	M.Sc.	33	Yes	Yes	05-02-2018	--	Regular
27	SUBASH CHANDRA JHANKAR	38	Assistant Professor	Male	M.COM	36	Yes	Yes	07-11-2017	--	Regular
28	GNYANA RANJAN BAL	29	Assistant Professor	Male	M.COM	36	Yes	Yes	07-11-2017	--	Regular
29	Dr PRIYABRATA PANDA	32	Assistant Professor	Male	Ph.D	36	Yes	Yes	07-11-2017	--	Regular
30	SAROJA MEHER	31	Assistant Professor	Female	M. Phil	36	Yes	Yes	09-11-2017	--	Regular

31	DR NIBEDITA NATH	41	Assistant Professor	Female	Ph.D	108	Yes	Yes	24-01-2020	--	Regular
32	DR KALYANI RATH	45	Assistant Professor	Female	Ph.D	74	Yes	Yes	24-01-2020	--	Regular
33	DR MINAKETAN BAG	44	Assistant Professor	Male	Ph.D	6	Yes	Yes	24-01-2020	--	Regular
34	DR BHUBANESWAR SABAR	39	Assistant Professor	Male	Ph.D	104	Yes	Yes	03-02-2020	--	Regular
35	DR SANTOSH KUMAR SETHI	38	Assistant Professor	Male	Ph.D	191	Yes	Yes	02-03-2020	--	Regular
36	DR RAGHUNATH SATPATHY	40	Assistant Professor	Male	Ph.D	144	Yes	Yes	07-03-2020	--	Regular
37	DR SWETALEENA TRIPATHY	37	Assistant Professor	Female	Ph.D	69	Yes	Yes	07-03-2020	--	Regular
38	DR MONTY KUJUR	35	Assistant Professor	Female	Ph.D	67	Yes	Yes	07-03-2020	--	Regular
39	DR ALEKHA KUMAR SUTAR	42	Associate Professor	Male	Ph.D	131	Yes	Yes	13-03-2020	--	Regular
40	DR MONALISA MOHAPATRA	36	Associate Professor	Female	Ph.D	107	Yes	Yes	23-04-2020	--	Regular
41	SUMANTA PRADHAN	27	Assistant Professor	Male	M. Phil	2	Yes	Yes	28-05-2020	--	Regular
42	DR DEBASIS BEHERA	32	Assistant Professor	Male	Ph.D	67	Yes	Yes	30-05-2020	--	Regular
43	DR SUPRAVA NAYAK	42	Assistant Professor	Female	Ph.D	126	Yes	Yes	05-05-2020	--	Regular
44	DR MADHUMITA PANDA	40	Associate Professor	Female	Ph.D	144	Yes	Yes	27-02-2020	--	Regular
45	DR AJAYA KUMAR TRIPATHY	38	Assistant Professor	Male	Ph.D	143	Yes	Yes	01-02-2020	--	Regular
46	DR USHA MANSI MOHAPATRA	41	Assistant Professor	Female	Ph.D	175	Yes	Yes	05-02-2020	--	Regular
47	DR PARTHA SARATHI MALLIK	39	Associate Professor	Male	Ph.D	172	Yes	Yes	24-02-2020	--	Regular
48	DR NEENA DASH	42	Assistant Professor	Female	Ph.D	192	Yes	Yes	06-03-2020	--	Regular
49	DR SANJUKTA BHUYAN	43	Assistant Professor	Female	Ph.D	144	Yes	Yes	24-02-2020	--	Regular
50	GOPIKANTA SUNA	27	Assistant Professor	Male	M. Phil	5	Yes	Yes	24-02-2020	--	Regular
51	SADHUJAN BANKIRA	27	Assistant Professor	Male	M.A	5	Yes	Yes	25-02-2020	--	Regular
52	DR ANJALI TRIPATHY	43	Associate Professor	Female	Ph.D	228	Yes	Yes	28-01-2020	--	Regular
53	DR SAMBIT PANIGRAHI	42	Associate Professor	Male	Ph.D	126	Yes	Yes	20-02-2020	--	Regular

54	DR NIRJHARINI TRIPATHY	43	Assistant Professor	Female	Ph.D	184	Yes	Yes	10-01-2020	--	Regular
55	DR P MURALIDHAR SHARMA	32	Assistant Professor	Male	Ph.D	108	Yes	Yes	01-02-2020	--	Regular
56	DR JHARANA RANI DHANGADAMAJHI	33	Assistant Professor	Female	Ph.D	89	Yes	Yes	06-02-2020	--	Regular
57	PROF SIBABRATA DAS	40	Professor	Male	Ph.D	156	Yes	Yes	22-01-2020	--	Regular
58	DR ARABINDA SHARMA	41	Associate Professor	Male	Ph.D	151	Yes	Yes	27-01-2020	--	Regular
59	DR SUJIT KUMAR JALLY	36	Assistant Professor	Male	Ph.D	26	Yes	Yes	22-01-2020	--	Regular
60	DR RASHMI	29	Assistant Professor	Female	Ph.D	6	Yes	Yes	24-01-2020	--	Regular
61	DR PAMMI NITIN SINHA	44	Assistant Professor	Female	Ph.D	2	No	Yes	04-06-2020	--	Regular
62	DR UMAKANTA MISHRA	47	Associate Professor	Male	Ph.D	292	Yes	Yes	02-03-2020	--	Regular
63	DR PARAMTAP PRADHAN	32	Assistant Professor	Male	Ph.D	33	Yes	Yes	20-03-2020	--	Regular
64	SASMITA RANI SHASINI	33	Assistant Professor	Female	M. Phil	31	No	Yes	27-06-2020	--	Regular
65	DR SANTOSH KUMAR MALLIK	36	Assistant Professor	Male	Ph.D	45	Yes	Yes	19-02-2020	--	Regular
66	ATULA KUMAR PRADHAN	38	Assistant Professor	Male	Ph.D	45	Yes	Yes	18-02-2020	--	Regular
67	DR JAYENDRA KUMAR SINGH	46	Assistant Professor	Male	Ph.D	37	Yes	Yes	22-11-2019	--	Regular
68	DR ROSALIEN ROUT	39	Assistant Professor	Female	Ph.D	93	Yes	Yes	18-11-2019	--	Regular
69	ASHOK KUMAR DAS	33	Assistant Professor	Male	M. Phil	9	Yes	Yes	01-11-2019	--	Regular
70	CINIA TIGGA	27	Assistant Professor	Female	M.LISc	9	Yes	Yes	29-10-2019	--	Regular
71	DR BIJAYALAXMI PANIGRAHI	37	Associate Professor	Female	Ph.D	110	Yes	Yes	18-03-2020	--	Regular
72	DR YUDHISTHIRA JAMUDULIA	39	Assistant Professor	Male	Ph.D	17	Yes	Yes	03-03-2020	--	Regular
73	DR PINAKADHAR BALIARSINGH	36	Assistant Professor	Male	Ph.D	137	Yes	Yes	19-03-2020	--	Regular
74	DR ASHRITA PATRA	35	Assistant Professor	Female	Ph.D	113	Yes	Yes	07-03-2020	--	Regular
75	LAXMI MAJHI	26	Assistant Professor	Female	M. Phil	15	Yes	Yes	06-03-2020	--	Regular

76	PROF GYANA RANJAN SWAIN	39	Professor	Male	Ph.D	156	No	Yes	13-07-2020	--	Regular
77	DR PRATIMA SARANGI	48	Assistant Professor	Female	Ph.D	128	No	Yes	06-05-2020	--	Regular
78	DR KESHAB CHANDRA RATHA	48	Assistant Professor	Male	Ph.D	245	No	Yes	21-05-2020	--	Regular
79	DR BANITA MAHANANDIA	30	Assistant Professor	Female	Ph.D	53	No	Yes	19-05-2020	--	Regular
80	PROF SACHIDANANDA MOHAPATRA	59	Professor	Male	Ph.D	370	Yes	Yes	01-03-2020	--	Regular
81	DR PRASANTA KUMAR SETHI	35	Assistant Professor	Male	Ph.D	72	Yes	Yes	18-01-2020	--	Regular
82	DR SUSHREE SASMITA PATI	28	Assistant Professor	Female	Ph.D	31	Yes	Yes	28-01-2020	--	Regular
83	DR SUNELI DEI	49	Assistant Professor	Female	Ph.D	201	Yes	Yes	01-02-2020	--	Regular
84	SALA BESRA	30	Assistant Professor	Male	M.A	79	Yes	Yes	24-01-2020	--	Regular
85	PROF SUSANTA KUMAR DAS	48	Professor	Male	Ph.D	216	Yes	Yes	21-02-2020	--	Regular
86	DR NAMITA SHADANGI	48	Associate Professor	Female	Ph.D	312	Yes	Yes	28-01-2020	--	Regular
87	DR PRAMODA KUMAR SAMAL	39	Associate Professor	Male	Ph.D	132	Yes	Yes	07-03-2020	--	Regular
88	DR ANANTA PRASAD CHAKRAVERTY	37	Assistant Professor	Male	Ph.D	83	Yes	Yes	04-02-2020	--	Regular
89	DR PRANATI PUROHIT	44	Assistant Professor	Female	Ph.D	228	Yes	Yes	17-02-2020	--	Regular
90	DR JASABANTA SEKHAR HANSDAH	34	Assistant Professor	Male	Ph.D	43	Yes	Yes	06-03-2020	--	Regular
91	DR GANGADHAR BEHERA	37	Assistant Professor	Male	Ph.D	41	Yes	Yes	24-02-2020	--	Regular
92	DR RANJAN KUMAR SAHOO	53	Associate Professor	Male	Ph.D	336	Yes	Yes	01-11-2019	--	Regular
93	DR RAJENDRA GARTIA	56	Assistant Professor	Male	Ph.D	50	Yes	Yes	09-11-2019	--	Regular
94	DR NIRUPAMA SAHOO	33	Assistant Professor	Female	Ph.D	40	Yes	Yes	30-10-2019	--	Regular
95	PROF MOHIN MOHAMMAD	58	Professor	Male	Ph.D	348	Yes	Yes	03-12-2019	--	Regular
96	DR ASHOKA KUMAR TARAI	36	Assistant Professor	Male	Ph.D	96	Yes	Yes	21-11-2019	--	Regular
97	DR SUBHANKARI PATI	36	Assistant Professor	Female	Ph.D	48	Yes	Yes	03-12-2019	--	Regular

98	JAMRIC EKKA	30	Assistant Professor	Male	M.A	9	Yes	Yes	14-11-2019	--	Regular
99	DR RUPASHREE GOSWAMI	43	Assistant Professor	Female	Ph.D	73	Yes	Yes	05-11-2019	--	Regular
100	DR SANJUKTA PADHI	48	Assistant Professor	Female	Ph.D	289	Yes	Yes	09-11-2019	--	Regular
101	DR RUPASHREE BRAHMAKUMARI	37	Assistant Professor	Female	Ph.D	9	Yes	Yes	08-11-2019	--	Regular
102	DR LAXMIPRIYA BEHERA	48	Assistant Professor	Female	Ph.D	105	Yes	Yes	06-02-2020	--	Regular
103	DR SWAPNA RANI SINGH	30	Assistant Professor	Female	Ph.D	45	Yes	Yes	21-01-2020	--	Regular
104	DR RANJAN SETHI	35	Assistant Professor	Male	Ph.D	45	Yes	Yes	18-01-2020	--	Regular
105	DR PARIKHITA BHOI	32	Assistant Professor	Male	Ph.D	45	Yes	Yes	15-01-2020	--	Regular
106	DR DILLIP KUMAR SAHOO	37	Assistant Professor	Male	Ph.D	73	Yes	Yes	18-06-2014	--	Adhoc / Contractual
107	DR MANOSMITA MAHAPATRA	34	Assistant Professor	Female	Ph.D	5	Yes	Yes	17-02-2020	--	Regular
108	DR KUMUDA CHANDRA PANIGRAHI	33	Assistant Professor	Male	Ph.D	5	Yes	Yes	24-02-2020	--	Regular
109	DILLIP NARAYAN SAHU	38	Lecturer	Male	M. Phil	132	No	Yes	01-12-2020	--	Other
110	SHREEMAT KUMAR DASH	27	Lecturer	Male	M.Tech	6	No	Yes	01-12-2020	--	Other
111	SNEHANJALI PRADHAN	29	Lecturer	Female	M.Tech	60	No	Yes	07-12-2020	--	Other
112	JHARANA SAHU	36	Lecturer	Female	M.Ed	45	Yes	Yes	01-08-2016	--	Other
113	GAJANAN BEHERA	37	Lecturer	Male	M. Phil	30	Yes	Yes	01-08-2017	--	Other
114	BRUNDABANA MEHER	30	Lecturer	Male	M.Ed	60	No	Yes	04-01-2021	--	Other
115	GOURI SHANKAR HARIPAL	31	Lecturer	Male	M. Phil	18	No	Yes	04-12-2020	--	Other
116	P CHANDRAKANTA SINGH	40	Lecturer	Male	M.Tech	66	No	Yes	09-12-2020	--	Other
117	BRAHMANANDA PADRA	29	Assistant Professor	Male	M. Phil	48	Yes	Yes	01-02-2020	--	Regular
118	SURUCHI SAHOO	32	Lecturer	Female	M. Phil	10	No	Yes	02-12-2020	--	Other
119	MADHUSMITA PANDA	33	Lecturer	Female	M. Phil	56	No	Yes	02-12-2020	--	Other
120	DR PRADEEP KUMAR HARPAL	49	Assistant Professor	Male	Ph.D	256	Yes	No	06-12-2013	13-06-2020	Regular

121	DR H H SARANGI	60	Associate Professor	Male	Ph.D	366	Yes	No	16-10-2001	31-05-2020	Regular
122	Dr Smt R Baral	55	Associate Professor	Female	Ph.D	366	Yes	No	21-11-2013	02-11-2020	Regular
123	Dr M P Behera	55	Assistant Professor	Male	Ph.D	306	Yes	No	03-01-2014	02-11-2020	Regular
124	Dr Lily Sahu	61	Associate Professor	Female	Ph.D	364	Yes	No	19-10-2011	02-11-2020	Regular
125	Dr Smt Namita Pattnaik	58	Associate Professor	Female	Ph.D	377	Yes	No	07-10-2012	02-11-2020	Regular
126	Dr S Mishra	47	Assistant Professor	Male	Ph.D	258	Yes	No	02-03-2016	02-11-2020	Regular
127	DR JYOTI MISHRA	60	Associate Professor	Female	Ph.D	381	Yes	No	30-11-2007	31-07-2020	Regular
128	Sri D K Sa	49	Assistant Professor	Male	M. Phil	256	Yes	No	20-06-2014	02-11-2020	Regular
129	R K SETH	60	Lecturer	Male	M.A	336	Yes	No	15-09-2014	31-05-2020	Regular
130	Sri A K Naik	47	Assistant Professor	Male	M.Sc.	252	Yes	No	02-07-2014	02-11-2020	Regular
131	A K Patel	54	Assistant Professor	Male	M. Phil	235	Yes	No	25-06-2014	02-11-2020	Regular
132	Dr T N P Pati	55	Reader	Male	Ph.D	335	Yes	No	21-12-2013	02-11-2020	Regular
133	Dr Smt I Garnaik	53	Assistant Professor	Female	Ph.D	336	No	No	16-09-2017	02-11-2020	Regular
134	Smt S Choudhury	47	Assistant Professor	Female	M.A	258	Yes	No	01-10-2014	02-11-2020	Regular
135	Smt S Acharya	50	Assistant Professor	Female	M.A	237	Yes	No	07-07-2014	02-11-2020	Regular
136	Dr Niranjana Sahu	44	Lecturer	Male	Ph.D	55	Yes	No	15-07-2014	02-11-2020	Adhoc / Contractual
137	Dr Smt V Panda	43	Lecturer	Female	Ph.D	55	Yes	No	08-08-2014	02-11-2020	Adhoc / Contractual
138	Smt D Soren	39	Lecturer	Female	M. Phil	55	Yes	No	19-07-2014	02-11-2020	Adhoc / Contractual
139	Dr P Mohapatra	40	Lecturer	Female	Ph.D	55	Yes	Yes	16-07-2014	--	Adhoc / Contractual
140	Dr RATIDEV SAMAL	34	Assistant Professor	Male	Ph.D	45	Yes	No	18-07-2016	15-05-2020	Other
141	GEETISUDHA SAMAL	33	Lecturer	Female	MBA	20	Yes	No	01-08-2018	25-05-2020	Other
142	POOJA SRIVSTAV	42	Lecturer	Female	M. Phil	20	Yes	No	01-08-2018	25-05-2020	Other
143	SWETA MISHRA	38	Lecturer	Female	Ph.D	20	Yes	No	01-08-2018	25-05-2020	Other
144	FARAH ANJUM	30	Lecturer	Female	M. Phil	20	Yes	No	01-08-2018	23-05-2020	Other
145	Subrata Pradhan	29	Lecturer	Male	M.A	20	Yes	No	01-08-2018	25-05-2020	Other

146	Santanu Kumar Sarangi	42	Lecturer	Male	MCA	20	Yes	No	01-08-2018	25-05-2020	Other
147	SAMIT KUMAR PRADHAN	30	Assistant Professor	Male	M.Tech	88	Yes	No	10-11-2017	02-11-2020	Regular
148	DHARMARAJ BAG	31	Assistant Professor	Male	M. Phil	36	Yes	No	07-07-2017	02-11-2020	Regular
149	SMRUTI SNIGDHA MISHRA	33	Assistant Professor	Female	M.Sc.	33	Yes	No	20-02-2018	02-11-2020	Regular
150	AISHWARYA KHAMARI	25	Lecturer	Male	M.Sc.	20	Yes	No	01-08-2018	23-05-2020	Other
151	MUKESH SHARMA	35	Lecturer	Male	M. Phil	20	Yes	No	01-08-2018	25-05-2020	Other
152	AMBARIS PRATAP SINGH	33	Lecturer	Male	M. Phil	20	Yes	No	01-08-2018	24-05-2020	Other
153	Dr Jayakishan Meher	52	Lecturer	Male	Ph.D	20	Yes	No	01-08-2018	25-05-2020	Other
154	KAPILESWAR DORA	39	Lecturer	Male	M.Sc.	20	Yes	No	01-08-2018	25-05-2020	Other
155	SAGARIKA MISHRA	36	Lecturer	Female	M.Tech	20	Yes	No	01-08-2018	20-05-2020	Other
156	MOUMITA GHOSH	28	Lecturer	Female	M.Tech	20	Yes	No	01-08-2018	05-05-2020	Other
157	NIHAR RANJAN NAYAK	36	Lecturer	Male	M. Phil	20	Yes	No	01-08-2018	25-05-2020	Other
158	CHANDRAMA MISHRA	40	Lecturer	Female	M. Phil	20	Yes	No	01-08-2018	25-05-2020	Other
159	Pranati Behera	39	Lecturer	Female	Ph.D	20	Yes	No	07-08-2018	25-05-2020	Other
160	Dr Birendra Kumar Patel	66	Lecturer	Male	Ph.D	20	Yes	No	01-08-2018	25-05-2020	Other
161	Dinesh Kumar Pati	27	Lecturer	Male	M. Phil	20	Yes	No	01-08-2018	25-05-2020	Other
162	Jyotsna Nanda	30	Lecturer	Female	M.Sc.	20	Yes	No	01-08-2018	25-05-2020	Other
163	Chinmayee Padhy	37	Lecturer	Female	M. Phil	20	Yes	No	01-08-2018	23-05-2020	Other
164	BHUMISUTA BHOI	29	Lecturer	Female	M. Phil	28	Yes	No	01-08-2017	23-05-2020	Other
165	DR S N CHAULIA	54	Assistant Professor	Male	Ph.D	228	Yes	No	07-12-2013	31-07-2019	Regular
166	P Bhoi	49	Assistant Professor	Male	M.A	243	Yes	Yes	04-09-2013	--	Regular
167	DR LAMBODAR SAHU	60	Associate Professor	Male	Ph.D	370	Yes	No	01-11-2011	31-10-2019	Regular
168	DR DINABANDHU BEHERA	60	Associate Professor	Male	Ph.D	398	Yes	No	31-05-2017	31-08-2019	Regular
169	RAKESH KUMAR MISHRA	35	Assistant Professor	Male	Ph.D	36	Yes	No	07-11-2017	18-10-2019	Regular

National Institutional Ranking Framework

Ministry of Education

Government of India

Welcome to Data Capturing System: OVERALL

Submitted Institute Data for NIRF'2023'

Institute Name: Gangadhar Meher University [IR-O-U-0852]

Sanctioned (Approved) Intake

Academic Year	2021-22	2020-21	2019-20	2018-19	2017-18	2016-17
UG [3 Years Program(s)]	1372	1300	1292	-	-	-
UG [4 Years Program(s)]	100	100	100	100	-	-
PG [2 Year Program(s)]	970	982	-	-	-	-

Total Actual Student Strength (Program(s) Offered by Your Institution)

(All programs of all years)	No. of Male Students	No. of Female Students	Total Students	Within State (Including male & female)	Outside State (Including male & female)	Outside Country (Including male & female)	Economically Backward (Including male & female)	Socially Challenged (SC+ST+OBC Including male & female)	No. of students receiving full tuition fee reimbursement from the State and Central Government	No. of students receiving full tuition fee reimbursement from Institution Funds	No. of students receiving full tuition fee reimbursement from the Private Bodies	No. of students who are not receiving full tuition fee reimbursement
UG [3 Years Program(s)]	1938	1883	3821	3792	29	0	0	1995	1940	0	0	55
UG [4 Years Program(s)]	122	277	399	390	9	0	0	295	280	0	0	15
PG [2 Year Program(s)]	741	1090	1831	1831	0	0	0	1150	1130	0	0	20

Placement & Higher Studies

UG [3 Years Program(s)]: Placement & higher studies for previous 3 years

Academic Year	No. of first year students intake in the year	No. of first year students admitted in the year	Academic Year	No. of students admitted through Lateral entry	Academic Year	No. of students graduating in minimum stipulated time	No. of students placed	Median salary of placed graduates(Amount in Rs.)	No. of students selected for Higher Studies
2017-18	1252	1252	2018-19	0	2019-20	1050	93	285000(TWO LAKH EIGHTY FIVE THOUSAND)	883
2018-19	1243	1240	2019-20	0	2020-21	1100	120	290000(TWO LAKH NINETY THOUSAND)	900
2019-20	1292	1290	2020-21	0	2021-22	1099	130	290000(TWO LAKH NINETY THOUSAND)	920

UG [4 Years Program(s)]: Placement & higher studies for previous 3 years

Academic Year	No. of first year students intake in the year	No. of first year students admitted in the year	Academic Year	No. of students admitted through Lateral entry	Academic Year	No. of students graduating in minimum stipulated time	No. of students placed	Median salary of placed graduates(Amount in Rs.)	No. of students selected for Higher Studies
---------------	---	---	---------------	--	---------------	---	------------------------	--	---

2016-17	100	100	2017-18	0	2019-20	91	2	240000(TWO LAKH FORTY THOUSAND)	80
2017-18	100	100	2018-19	0	2020-21	100	34	280000(TWO LAKH EIGHTY THOUSAND)	66
2018-19	100	100	2019-20	0	2021-22	97	8	280000(TWO LAKH EIGHTY THOUSAND)	74

PG [2 Years Program(s)]: Placement & higher studies for previous 3 years

Academic Year	No. of first year students intake in the year	No. of first year students admitted in the year	Academic Year	No. of students graduating in minimum stipulated time	No. of students placed	Median salary of placed graduates(Amount in Rs.)	No. of students selected for Higher Studies
2018-19	620	620	2019-20	530	65	350000(THREE LAKH FIFTY THOUSAND)	365
2019-20	894	920	2020-21	860	90	360000(THREE LAKH SIXTY THOUSAND)	760
2020-21	982	940	2021-22	858	300	360000(THREE LAKH SIXTY THOUSAND)	200

Ph.D Student Details

Ph.D (Student pursuing doctoral program till 2021-22 Students admitted in the academic year 2022-23 should not be entered here.)			
			Total Students
Full Time			302
Part Time			0
No. of Ph.D students graduated (including Integrated Ph.D)			
	2021-22	2020-21	2019-20
Full Time		15	0
Part Time		0	0
PG (Student pursuing MD/MS/DNB program till 2021-22 Students admitted in the academic year 2022 - 23 should not be entered here)			
Number of students pursuing PG (MD/MS/DNB) program			0
No. of students Graduating in PG (MD/MS/DNB) program			
	2021-22	2020-21	2019-20
	0	0	0

Online Education

1. Does all programs/courses were completed on time.	Yes
2. Measures taken to complete the syllabus of courses and programs.	Regular classes as per time table are taken. Besides this extra classes and doubt clearing classes also taken by teachers as per convenience of students and teachers. If needed online classes also provided to students. If regular classes are suspended for any reason in a day then it will be adjusted in another working day as per convenience of students and teachers. Different types of Departmental Seminars, Workshops, National Seminars, International Seminars, Extra Mural Lecture arranged for the benefit of students and to interact them with the outside world other than this University. Students also encouraged to deal with the practical knowledge related to the real life by doing many research activities.
3. The period of delay in completion of syllabus (in months).	0

4. The period of delay in conducting exams (in months).		0	
Portal Name	No. of students offered online courses which have credit transferred to transcript	Total no. of online courses which have credit transferred to the transcript	Total no. of credits transferred to transcript
Swayam	28	15	168
5. No. of courses developed and available online on Swayam platform by your institution faculty		0	

Financial Resources: Utilised Amount for the Capital expenditure for previous 3 years

Academic Year	2021-22	2020-21	2019-20
	Utilised Amount	Utilised Amount	Utilised Amount
Annual Capital Expenditure on Academic Activities and Resources (excluding expenditure on buildings)			
Library	3371029 (THIRTY THREE LAKH SEVENTY ONE THOUSAND TWENTY NINE)	124639 (ONE LAKH TWENTY FOUR THOUSAND SIX HUNDRED THIRTY NINE)	1818880 (EIGHTEEN LAKH EIGHTEEN THOUSAND EIGHT HUNDRED EIGHTY)
New Equipment for Laboratories	2871352 (TWENTY EIGHT LAKH SEVENTY ONE THOUSAND THREE HUNDRED FIFTY TWO)	13290 (THIRTEEN THOUSAND TWO HUNDRED NINETY)	245130 (TWO LAKH FORTY FIVE THOUSAND ONE HUNDRED THIRTY)
Engineering Workshops	0 (ZERO)	0 (ZERO)	0 (ZERO)
Studios	0 (ZERO)	0 (ZERO)	0 (ZERO)
Other expenditure on creation of Capital Assets (excluding expenditure on Land and Building)	0 (ZERO)	0 (ZERO)	0 (ZERO)

Financial Resources: Utilised Amount for the Operational expenditure for previous 3 years

Academic Year	2021-22	2020-21	2019-20
	Utilised Amount	Utilised Amount	Utilised Amount
Annual Operational Expenditure			
Salaries (Teaching and Non Teaching staff)	190291083 (NINETEEN CRORE TWENTY NINE LAKH ONE THOUSAND EIGHTY THREE)	84528976 (EIGHT CRORE FOURTY FIVE LAKH TWENTY EIGHT THOUSAND NINE HUNDRED SEVENTY SIX)	123875524 (TWELVE CRORE THIRTY EIGHT LAKH SEVENTY FIVE THOUSAND FIVE HUNDRED TWENTY FOUR)
Maintenance of Academic Infrastructure or consumables and other running expenditures(excluding maintenance of hostels and allied services,rent of the building, depreciation cost, etc)	13908446 (ONE CRORE THIRTY NINE LAKH EIGHT THOUSAND FOUR HUNDRED FORTY SIX)	7454136 (SEVENTY FOUR LAKH FIFTY FOUR THOUSAND ONE HUNDRED THIRTY SIX)	5379072 (FIFTY THREE LAKHS SEVENTY NINE THOUSAND SEVENTY TWO)
Seminars/Conferences/Workshops	449720 (FOUR LAKH FORTY NINE THOUSAND SEVEN HUNDRED TWENTY)	1712423 (SEVENTEEN LAKH TWELVE THOUSAND FOUR HUNDRED TWENTY THREE)	1237876 (TWELVE LAKH THIRTY SEVEN THOUSAND EIGHT HUNDRED SEVENTY SIX)

IPR

Calendar year	2021	2020	2019
No. of Patents Published	0	0	0
No. of Patents Granted	0	0	0

Sponsored Research Details

Financial Year	2021-22	2020-21	2019-20
Total no. of Sponsored Projects	10	7	2
Total no. of Funding Agencies	1	1	1

Total Amount Received (Amount in Rupees)	1717700	2459000	80000
Amount Received in Words	SEVENTEEN LAKH SEVENTEEN THOUSAND SEVEN HUNDRED	TWENTY FOUR LAKH FIFTY NINE THOUSAND	EIGHTY THOUSAND

Consultancy Project Details

Financial Year	2021-22	2020-21	2019-20
Total no. of Consultancy Projects	0	0	0
Total no. of Client Organizations	0	0	0
Total Amount Received (Amount in Rupees)	0	0	0
Amount Received in Words	Zero	Zero	Zero

Executive Development Program/Management Development Programs

Financial Year	2021-22	2020-21	2019-20
Total no. of Executive Development Programs/ Management Development Programs	0	0	0
Total no. of Participants	0	0	0
Total Annual Earnings (Amount in Rupees)(Excluding Lodging & Boarding Charges)	0	0	0
Total Annual Earnings in Words	Zero	Zero	Zero

PCS Facilities: Facilities of physically challenged students

1. Do your institution buildings have Lifts/Ramps?	Yes, more than 80% of the buildings
2. Do your institution have provision for walking aids, including wheelchairs and transportation from one building to another for handicapped students?	Yes
3. Do your institution buildings have specially designed toilets for handicapped students?	Yes, more than 40% of the buildings

Accreditation

NBA Accreditation

1. Does your institute have a valid NBA Accreditation?	NO
--	----

NAAC Accreditation

1. Does your institute have a valid NAAC Accreditation?	NO
---	----

Faculty Details

Srno	Name	Age	Designation	Gender	Qualification	Experience (In Months)	Currently working with institution?	Joining Date	Leaving Date	Association type
1	DR SRINIBASH DASH	46	Associate Professor	Male	Ph.D	240	Yes	21-08-2006	--	Other
2	SATYABAN BEHERA	42	Assistant Professor	Male	M. Phil	180	Yes	12-08-2005	--	Other

3	SHIBANI SHARMA	27	Assistant Professor	Female	M. Phil	43	Yes	03-12-2020	--	Other
4	DR PRABHATI PANDA	59	Associate Professor	Female	Ph.D	388	No	11-07-2006	31-08-2022	Regular
5	DR PRADOSH KUMAR ACHARYA	43	Assistant Professor	Male	Ph.D	193	Yes	21-06-2014	--	Adhoc / Contractual
6	SAROJA MEHER	33	Assistant Professor	Female	M. Phil	60	Yes	16-10-2017	--	Regular
7	DR SWETALEENA TRIPATHY	39	Assistant Professor	Female	Ph.D	93	Yes	07-03-2020	--	Regular
8	DR MADHUMITA PANDA	42	Associate Professor	Female	Ph.D	168	Yes	27-02-2020	--	Regular
9	SADHUJAN BANKIRA	29	Assistant Professor	Male	M.A	29	Yes	25-02-2020	--	Regular
10	DR ARABINDA SHARMA	43	Associate Professor	Male	Ph.D	175	Yes	27-01-2020	--	Regular
11	DR SANTOSH KUMAR MALLIK	38	Assistant Professor	Male	Ph.D	69	Yes	19-02-2020	--	Regular
12	DR YUDHISTHIRA JAMUDULIA	41	Assistant Professor	Male	Ph.D	41	Yes	03-03-2020	--	Regular
13	DR SUSHREE SASMITA PATI	30	Assistant Professor	Female	Ph.D	55	Yes	28-01-2020	--	Regular
14	DR PRANATI PUROHIT	46	Assistant Professor	Female	Ph.D	252	Yes	17-02-2020	--	Regular
15	DR ASHOKA KUMAR TARAI	38	Assistant Professor	Male	Ph.D	120	No	21-11-2019	31-01-2022	Regular
16	DR SWAPNA RANI SINGH	32	Assistant Professor	Female	Ph.D	69	Yes	21-01-2020	--	Regular
17	DR PRASANTI MISHRA	45	Assistant Professor	Female	Ph.D	251	Yes	05-08-2014	--	Adhoc / Contractual
18	DR PRIYABRATA PANDA	34	Assistant Professor	Male	Ph.D	60	Yes	16-10-2017	--	Regular
19	DR RAGHUNATH SATPATHY	42	Assistant Professor	Male	Ph.D	168	Yes	07-03-2020	--	Regular
20	DR SUPRAVA NAYAK	44	Assistant Professor	Female	Ph.D	150	Yes	05-05-2020	--	Regular
21	GOPIKANTA SUNA	29	Assistant Professor	Male	M. Phil	29	Yes	24-02-2020	--	Regular
22	PROF SIBABRATA DAS	42	Professor	Male	Ph.D	180	No	22-01-2020	20-10-2021	Regular
23	SASMITA RANI SHASINI	35	Assistant Professor	Female	M. Phil	55	Yes	27-06-2020	--	Regular
24	DR BIJAYALAXMI PANIGRAHI	39	Associate Professor	Female	Ph.D	134	Yes	18-03-2020	--	Regular
25	DR PRASANTA KUMAR SETHI	37	Assistant Professor	Male	Ph.D	96	Yes	18-01-2020	--	Regular
26	DR ANANTA PRASAD CHAKRAVERTY	39	Assistant Professor	Male	Ph.D	107	Yes	04-02-2020	--	Regular

27	PROF MOHIN MOHAMMAD	60	Professor	Male	Ph.D	372	No	03-12-2019	30-04-2022	Regular
28	DR LAXMIPRIYA BEHERA	50	Assistant Professor	Female	Ph.D	129	Yes	24-10-2011	--	Regular
29	BANITA MAHANANDIA	33	Assistant Professor	Female	Ph.D	77	Yes	19-05-2020	--	Regular
30	DR SIKATA PANDA	58	Associate Professor	Female	Ph.D	384	No	01-06-2020	31-07-2022	Regular
31	SUBASH CHANDRA JHANKAR	40	Assistant Professor	Male	M.COM	60	Yes	16-10-2017	--	Regular
32	DR BHUBANESWAR SABAR	41	Assistant Professor	Male	Ph.D	128	No	03-02-2020	04-01-2022	Regular
33	SUMANTA PRADHAN	29	Assistant Professor	Male	M. Phil	26	Yes	28-05-2020	--	Regular
34	DR NEENA DASH	44	Assistant Professor	Female	Ph.D	216	Yes	06-03-2020	--	Regular
35	DR P MURALIDHAR SHARMA	34	Assistant Professor	Male	Ph.D	132	Yes	01-02-2020	--	Regular
36	DR UMAKANTA MISHRA	49	Associate Professor	Male	Ph.D	316	No	02-03-2020	31-01-2022	Regular
37	ASHOK KUMAR DAS	35	Assistant Professor	Male	M. Phil	33	Yes	01-11-2019	--	Regular
38	DR PRATIMA SARANGI	50	Assistant Professor	Female	Ph.D	152	No	06-05-2020	11-04-2022	Regular
39	DR NAMITA SHADANGI	50	Associate Professor	Female	Ph.D	336	Yes	28-01-2020	--	Regular
40	DR RAJENDRA GARTIA	58	Assistant Professor	Male	Ph.D	74	Yes	09-11-2019	--	Regular
41	DR SANJUKTA PADHI	50	Assistant Professor	Female	Ph.D	313	Yes	09-11-2019	--	Regular
42	DR KUMUDA CHANDRA PANIGRAHI	35	Assistant Professor	Male	Ph.D	29	No	24-02-2020	04-01-2022	Regular
43	SMT PURNIMA DASH	41	Assistant Professor	Female	M.Sc.	112	Yes	04-03-2017	--	Regular
44	GNYANA RANJAN BAL	31	Assistant Professor	Male	M.COM	60	Yes	16-10-2017	--	Regular
45	DR SANTOSH KUMAR SETHI	40	Assistant Professor	Male	Ph.D	215	Yes	02-03-2020	--	Regular
46	DR DEBASIS BEHERA	34	Assistant Professor	Male	Ph.D	91	Yes	30-05-2020	--	Regular
47	DR SANJUKTA BHUYAN	45	Assistant Professor	Female	Ph.D	168	Yes	24-02-2020	--	Regular
48	DR JHARANA RANI DHANGADAMAJHI	35	Assistant Professor	Female	Ph.D	113	No	06-02-2020	17-11-2021	Regular
49	DR PARAMTAP PRADHAN	34	Assistant Professor	Male	Ph.D	57	Yes	20-03-2020	--	Regular

50	CINIA TIGGA	29	Assistant Professor	Female	M.LISc	33	Yes	29-10-2019	--	Regular
51	DR KESHAB CHANDRA RATHA	50	Assistant Professor	Male	Ph.D	269	Yes	21-05-2020	--	Regular
52	DR PRAMODA KUMAR SAMAL	41	Associate Professor	Male	Ph.D	156	Yes	07-03-2020	--	Regular
53	DR NIRUPAMA SAHOO	35	Assistant Professor	Female	Ph.D	64	Yes	31-10-2019	--	Regular
54	DR RUPASHREE BRAHMAKUMARI	39	Assistant Professor	Female	Ph.D	33	Yes	08-11-2019	--	Regular
55	DILLIP KUMAR SAHOO	39	Assistant Professor	Male	Ph.D	217	Yes	18-06-2014	--	Adhoc / Contractual
56	DR MURALIDHAR MAJHI	48	Assistant Professor	Male	Ph.D	276	Yes	02-09-2013	--	Regular
57	DR PRAGNYA SAHOO	46	Assistant Professor	Female	Ph.D	145	Yes	30-06-2014	--	Adhoc / Contractual
58	DR NIBEDITA NATH	43	Assistant Professor	Female	Ph.D	132	No	24-01-2020	09-04-2022	Regular
59	DR MONTY KUJUR	37	Assistant Professor	Female	Ph.D	91	Yes	07-03-2020	--	Regular
60	DR AJAYA KUMAR TRIPATHY	40	Assistant Professor	Male	Ph.D	167	Yes	01-02-2020	--	Regular
61	DR ANJALI TRIPATHY	45	Associate Professor	Female	Ph.D	252	Yes	28-01-2020	--	Regular
62	DR SUJIT KUMAR JALLY	38	Assistant Professor	Male	Ph.D	50	Yes	22-01-2020	--	Regular
63	DR ATULA KUMAR PRADHAN	40	Assistant Professor	Male	Ph.D	69	Yes	18-02-2020	--	Regular
64	DR ASHRITA PATRA	37	Assistant Professor	Female	Ph.D	137	Yes	07-03-2020	--	Regular
65	DR SUNELI DEI	51	Assistant Professor	Female	Ph.D	225	Yes	01-02-2020	--	Regular
66	DR JASABANTA SEKHAR HANSDAH	36	Assistant Professor	Male	Ph.D	67	Yes	06-03-2020	--	Regular
67	DR SUBHANKARI PATI	38	Assistant Professor	Female	Ph.D	72	Yes	03-12-2019	--	Regular
68	DR RANJAN SETHI	37	Assistant Professor	Male	Ph.D	69	Yes	18-01-2020	--	Regular
69	DR SADAN KUMAR PAUL	59	Associate Professor	Male	Ph.D	422	No	01-03-2016	30-11-2022	Regular
70	SIBAJI SANKAR NAIK	34	Assistant Professor	Male	M.Sc.	57	Yes	05-02-2018	--	Regular
71	DR MINAKETAN BAG	46	Assistant Professor	Male	Ph.D	30	Yes	24-01-2020	--	Regular
72	DR MONALISA MOHAPATRA	38	Associate Professor	Female	Ph.D	131	Yes	23-04-2020	--	Regular
73	DR PARTHA SARATHI MALLIK	41	Associate Professor	Male	Ph.D	196	Yes	24-02-2020	--	Regular
74	DR NIRJHARINI TRIPATHY	45	Assistant Professor	Female	Ph.D	208	No	10-01-2020	03-03-2022	Regular

75	DR PAMMI NITIN SINHA	46	Assistant Professor	Female	Ph.D	26	Yes	04-06-2020	--	Regular
76	DR ROSALIEN ROUT	41	Assistant Professor	Female	Ph.D	117	Yes	18-11-2019	--	Regular
77	PROF GYANA RANJAN SWAIN	41	Professor	Male	Ph.D	180	Yes	13-07-2020	--	Regular
78	PROF SUSANTA KUMAR DAS	50	Professor	Male	Ph.D	240	Yes	21-02-2020	--	Regular
79	DR RANJAN KUMAR SAHOO	55	Associate Professor	Male	Ph.D	360	No	01-11-2019	21-11-2022	Regular
80	DR RUPASHREE GOSWAMI	45	Assistant Professor	Female	Ph.D	97	Yes	05-11-2019	--	Regular
81	DR MANOSMITA MAHAPATRA	36	Assistant Professor	Female	Ph.D	29	No	17-02-2020	09-06-2022	Regular
82	DR UMA CHARAN PATI	51	Assistant Professor	Male	Ph.D	276	Yes	10-12-2013	--	Regular
83	SMT PUSHPA HEMBRAM	39	Assistant Professor	Female	M. Phil	96	Yes	08-11-2019	--	Regular
84	DR KALYANI RATH	47	Assistant Professor	Female	Ph.D	98	Yes	24-01-2020	--	Regular
85	DR ALEKHA KUMAR SUTAR	44	Associate Professor	Male	Ph.D	155	Yes	13-03-2020	--	Regular
86	DR USHA MANSI MOHAPATRA	43	Assistant Professor	Female	Ph.D	199	Yes	05-02-2020	--	Regular
87	DR SAMBIT PANIGRAHI	44	Associate Professor	Male	Ph.D	150	No	20-02-2020	17-02-2022	Regular
88	DR RASHMI	31	Assistant Professor	Female	Ph.D	30	Yes	24-01-2020	--	Regular
89	DR JAYENDRA KUMAR SINGH	48	Assistant Professor	Male	Ph.D	61	Yes	22-11-2019	--	Regular
90	LAXMI MAJHI	28	Assistant Professor	Female	M. Phil	39	Yes	06-03-2020	--	Regular
91	SALA BESRA	32	Assistant Professor	Male	M.A	103	Yes	24-01-2020	--	Regular
92	DR GANGADHAR BEHERA	39	Assistant Professor	Male	Ph.D	65	Yes	24-02-2020	--	Regular
93	JAMRIC EKKA	32	Assistant Professor	Male	M.A	33	Yes	14-11-2019	--	Regular
94	DR PARIKHITA BHOI	34	Assistant Professor	Male	Ph.D	69	Yes	17-10-2016	--	Regular
95	DR MEERA SWAIN	53	Associate Professor	Female	Ph.D	343	Yes	20-04-2022	--	Regular
96	DR BIBHU KALYAN MOHANTY	55	Associate Professor	Male	Ph.D	326	Yes	06-05-2022	--	Regular
97	DR SURAJ BADAIAK	37	Assistant Professor	Male	Ph.D	68	Yes	08-06-2022	--	Regular
98	DR ANURANJAN TETE	29	Assistant Professor	Male	M. Phil	33	Yes	13-06-2022	--	Regular
99	DR D P PRIYADARSHI JOSHI	33	Assistant Professor	Male	Ph.D	59	Yes	20-06-2022	--	Regular

100	BRAHAMANANDA PADRA	32	Assistant Professor	Male	M. Phil	144	Yes	01-02-2020	--	Regular
101	DR HIMANSU SEKHAR SAMAL	43	Assistant Professor	Male	Ph.D	134	Yes	01-02-2022	--	Regular
102	MISSS SINGH SUBHALAXMI BAIDHRA	27	Assistant Professor	Female	M. Phil	31	Yes	20-05-2022	--	Regular
103	DR ANJALI KASHYAP	33	Assistant Professor	Female	Ph.D	48	Yes	13-06-2022	--	Regular
104	GAJANAN BEHERA	39	Assistant Professor	Male	M. Phil	120	Yes	01-08-2017	--	Adhoc / Contractual
105	MADHUSMITA PANDA	35	Assistant Professor	Female	M. Phil	80	Yes	12-02-2010	--	Adhoc / Contractual
106	SURUCHI SAHOO	34	Assistant Professor	Female	M. Phil	28	Yes	02-12-2020	--	Adhoc / Contractual
107	DILIP NARAYAN SAHU	40	Assistant Professor	Male	MCA	144	Yes	01-12-2020	--	Adhoc / Contractual

National Institutional Ranking Framework

Ministry of Education

Government of India

Welcome to Data Capturing System: OVERALL

Submitted Institute Data for NIRF'2022'

Institute Name: Gangadhar Meher University [IR-O-U-0852]

Sanctioned (Approved) Intake

Academic Year	2020-21	2019-20	2018-19	2017-18	2016-17	2015-16
UG [3 Years Program(s)]	1300	1292	1243	-	-	-
UG [4 Years Program(s)]	100	100	100	100	-	-
PG [2 Year Program(s)]	982	894	-	-	-	-
PG [3 Year Program(s)]	0	30	30	-	-	-

Total Actual Student Strength (Program(s) Offered by Your Institution)

(All programs of all years)	No. of Male Students	No. of Female Students	Total Students	Within State (Including male & female)	Outside State (Including male & female)	Outside Country (Including male & female)	Economically Backward (Including male & female)	Socially Challenged (SC+ST+OBC Including male & female)	No. of students receiving full tuition fee reimbursement from the State and Central Government	No. of students receiving full tuition fee reimbursement from Institution Funds	No. of students receiving full tuition fee reimbursement from the Private Bodies	No. of students who are not receiving full tuition fee reimbursement
UG [3 Years Program(s)]	1992	1850	3842	3822	20	0	0	2335	2088	0	0	247
UG [4 Years Program(s)]	128	271	399	395	4	0	0	292	242	0	0	50
PG [2 Year Program(s)]	708	1042	1750	1748	2	0	0	1070	759	0	0	311
PG [3 Year Program(s)]	14	8	22	22	0	0	0	9	6	0	0	3

Placement & Higher Studies

UG [3 Years Program(s)]: Placement & higher studies for previous 3 years

Academic Year	No. of first year students intake in the year	No. of first year students admitted in the year	Academic Year	No. of students admitted through Lateral entry	Academic Year	No. of students graduating in minimum stipulated time	No. of students placed	Median salary of placed graduates(Amount in Rs.)	No. of students selected for Higher Studies
2016-17	1276	1270	2017-18	0	2018-19	991	87	260000(TWO LAKH SIXTY THOUSAND)	841
2017-18	1252	1252	2018-19	0	2019-20	1050	93	285000(TWO LAKH EIGHTY FIVE THOUSAND)	883
2018-19	1243	1240	2019-20	0	2020-21	1100	120	290000(TWO LAKH NINETY THOUSANDS)	900

UG [4 Years Program(s)]: Placement & higher studies for previous 3 years

Academic Year	No. of first year students intake in the year	No. of first year students admitted in the year	Academic Year	No. of students admitted through Lateral entry	Academic Year	No. of students graduating in minimum stipulated time	No. of students placed	Median salary of placed graduates(Amount in Rs.)	No. of students selected for Higher Studies
2015-16	0	0	2016-17	0	2018-19	0	0	0(Zero)	0
2016-17	100	100	2017-18	0	2019-20	91	2	240000(TWO LAKH FOURTY THOUSAND)	80
2017-18	100	100	2018-19	0	2020-21	100	34	280000(TWO LAKH EIGHTY THOUSAND)	66

PG [2 Years Program(s)]: Placement & higher studies for previous 3 years

Academic Year	No. of first year students intake in the year	No. of first year students admitted in the year	Academic Year	No. of students graduating in minimum stipulated time	No. of students placed	Median salary of placed graduates(Amount in Rs.)	No. of students selected for Higher Studies
2017-18	598	598	2018-19	507	61	320000(THREE LAKHS TWENTY THOUSANDS)	343
2018-19	620	620	2019-20	530	65	350000(THREE LAKHS FIFTY THOUSANDS)	365
2019-20	894	920	2020-21	860	90	360000(THREE LAKHS SIXTY THOUSANDS)	760

PG [3 Years Program(s)]: Placement & higher studies for previous 3 years

Academic Year	No. of first year students intake in the year	No. of first year students admitted in the year	Academic Year	No. of students admitted through Lateral entry	Academic Year	No. of students graduating in minimum stipulated time	No. of students placed	Median salary of placed graduates(Amount in Rs.)	No. of students selected for Higher Studies
2016-17	30	30	2017-18	0	2018-19	24	7	400000(FOUR LAKHS)	6
2017-18	30	26	2018-19	0	2019-20	26	8	410000(FOUR LAKHS TEN THOUSANDS)	11
2018-19	30	25	2019-20	7	2020-21	30	20	520000(FIVE LAKHS TWENTY THOUSANDS)	10

Ph.D Student Details

Ph.D (Student pursuing doctoral program till 2020-21 Students admitted in the academic year 2020-21 should not be entered here.)			
		Total Students	
Full Time		189	
Part Time		0	
No. of Ph.D students graduated (including Integrated Ph.D)			
		2020-21	2019-20
Full Time		15	0
Part Time		0	0

PG (Student pursuing MD/MS/DNB program till 2020-21 Students admitted in the academic year 2021 - 22 should not be entered here)

Number of students pursuing PG (MD/MS/DNB) program

0

No. of students Graduating in PG (MD/MS/DNB) program

2020-21

2019-20

2018-19

0

0

0

Online Education

1. Does all programs/courses were completed on time.

Yes

2. Measures taken to complete the syllabus of courses and programs.

Regular and doubt clearing classes are being taken to complete courses on time.

3. The period of delay in completion of syllabus (in months).

0

4. The period of delay in conducting exams (in months).

0

Portal Name

No. of students offered online courses which have credit transferred to transcript

Total no. of online courses which have credit transferred to the transcript

Total no. of credits transferred to transcript

Swayam

0

0

0

5. No. of courses developed and available online on Swayam platform by your institution faculty

0

Financial Resources: Utilised Amount for the Capital expenditure for previous 3 years

Academic Year

2020-21

2019-20

2018-19

Utilised Amount

Utilised Amount

Utilised Amount

Annual Capital Expenditure on Academic Activities and Resources (excluding expenditure on buildings)

Library

124639 (ONE LAKH TWENTY FOUR THOUSAND SIX HUNDRED THIRTY NINE)

1818880 (EIGHTEEN LAKH EIGHTEEN THOUSAND EIGHT HUNDRED EIGHTY)

298630 (TWO LAKH NINETY EIGHT THOUSAND SIX HUNDRED THIRTY)

New Equipment for Laboratories

13290 (THIRTEEN THOUSANDS TWO HUNDREDS NINETY)

245130 (TWO LAKH FORTY FIVE THOUSAND ONE HUNDRED THIRTY)

131216 (ONE LAKH THIRTY ONE THOUSAND TWO HUNDRED SIXTEEN)

Engineering Workshops

0 (ZERO)

0 (ZERO)

0 (ZERO)

Other expenditure on creation of Capital Assets (excluding expenditure on Land and Building)

0 (ZERO)

0 (ZERO)

0 (ZERO)

Financial Resources: Utilised Amount for the Operational expenditure for previous 3 years

Academic Year

2020-21

2019-20

2018-19

Utilised Amount

Utilised Amount

Utilised Amount

Annual Operational Expenditure

Salaries (Teaching and Non Teaching staff)

84528976 (EIGHT CRORE FOURTYFIVE LAKHS TWENTY EIGHT THOUSANDS NINE HUNDREDS SEVENTY SIX)

123875524 (TWELVE CRORE THIRTY EIGHT LAKH SEVENTY FIVE THOUSAND FIVE HUNDRED TWENTY FOUR)

96076591 (NINE CRORES SIXTY LAKHS SEVENTY SIX THOUSAND FIVE HUNDRED NINETY ONE)

Maintenance of Academic Infrastructure or consumables and other running expenditures(excluding maintenance of hostels and allied services,rent of the building, depreciation cost, etc)

7454136 (SEVENTY FOUR LAKHS FIFTY FOUR THOUSANDS ONE HUNDRED THIRTY SIX)

5379072 (FIFTY THREE LAKHS SEVENTY NINE THOUSAND SEVENTY TWO)

1000 (ONE THOUSAND)

Seminars/Conferences/Workshops

1712423 (SEVENTEEN LAKHS TWELVE THOUSAND FOUR HUNDRED TWENTY THREE)

1237876 (TWELVE LAKH THIRTY SEVEN THOUSAND EIGHT HUNDRED SEVENTY SIX)

1070578 (TEN LAKH SEVENTY THOUSAND FIVE HUNDRED SEVENTY EIGHT)

IPR

Calendar year	2020	2019	2018
No. of Patents Published	0	0	0
No. of Patents Granted	0	0	0

Sponsored Research Details

Financial Year	2020-21	2019-20	2018-19
Total no. of Sponsored Projects	7	2	1
Total no. of Funding Agencies	1	1	1
Total Amount Received (Amount in Rupees)	2459000	80000	450000
Amount Received in Words	TWENTY FOUR LAKHS FIFTY NINE THOUSANDS	EIGHTY THOUSAND	FOUR LAKH FIFTY THOUSAND

Consultancy Project Details

Financial Year	2020-21	2019-20	2018-19
Total no. of Consultancy Projects	0	0	0
Total no. of Client Organizations	0	0	0
Total Amount Received (Amount in Rupees)	0	0	0
Amount Received in Words	Zero	Zero	Zero

Executive Development Program/Management Development Programs

Financial Year	2020-21	2019-20	2018-19
Total no. of Executive Development Programs/ Management Development Programs	0	0	0
Total no. of Participants	0	0	0
Total Annual Earnings (Amount in Rupees)(Excluding Lodging & Boarding Charges)	0	0	0
Total Annual Earnings in Words	Zero	Zero	Zero

PCS Facilities: Facilities of physically challenged students

1. Do your institution buildings have Lifts/Ramps?	Yes, more than 80% of the buildings
2. Do your institution have provision for walking aids, including wheelchairs and transportation from one building to another for handicapped students?	Yes
3. Do your institution buildings have specially designed toilets for handicapped students?	Yes, more than 40% of the buildings

Accreditation**NBA Accreditation**

1.Does your institute have a valid NBA Accreditation?	NO
---	----

NAAC Accreditation

1. Does your institute have a valid NAAC Accreditation?	NO
---	----

Faculty Details

Srno	Name	Age	Designation	Gender	Qualification	Experience (In Months)	Currently working with institution?	Joining Date	Leaving Date	Association type
1	DR SRINIBASH DASH	45	Assistant Professor	Male	Ph.D	275	Yes	21-08-2006	--	Other
2	SATYABAN BEHERA	41	Assistant Professor	Male	M. Phil	185	Yes	12-08-2005	--	Other
3	SHIBANI SHARMA	26	Assistant Professor	Female	M. Phil	36	Yes	03-12-2020	--	Other
4	DR PRABHATI PANDA	58	Associate Professor	Female	Ph.D	376	Yes	11-07-2006	--	Regular
5	DR MURALIDHAR MAJHI	47	Assistant Professor	Male	Ph.D	256	Yes	02-09-2013	--	Regular
6	DR UMA CHARAN PATI	50	Assistant Professor	Male	Ph.D	255	Yes	10-12-2013	--	Regular
7	DR SADAN KUMAR PAUL	58	Associate Professor	Male	Ph.D	410	Yes	01-03-2016	--	Regular
8	DR SIKATA PANDA	57	Associate Professor	Female	Ph.D	372	Yes	01-06-2020	--	Regular
9	SMT PURNIMA DASH	40	Assistant Professor	Female	M.Sc.	100	Yes	04-03-2017	--	Regular
10	DR PRASANTI MISHRA	44	Assistant Professor	Female	Ph.D	215	Yes	05-08-2014	--	Adhoc / Contractual
11	DR PRADOSH KUMAR ACHARYA	42	Assistant Professor	Male	Ph.D	197	Yes	23-06-2014	--	Adhoc / Contractual
12	DR PRAGNYA SAHOO	45	Assistant Professor	Female	Ph.D	167	Yes	30-06-2014	--	Adhoc / Contractual
13	SMT PUSHPA HEMBRAM	38	Assistant Professor	Female	M. Phil	84	Yes	08-11-2019	--	Regular
14	SIBAJI SANKAR NAIK	33	Assistant Professor	Male	M.Sc.	45	Yes	05-02-2018	--	Regular
15	SUBASH CHANDRA JHANKAR	39	Assistant Professor	Male	M.COM	48	Yes	16-10-2017	--	Regular
16	GNYANA RANJAN BAL	30	Assistant Professor	Male	M.COM	48	Yes	16-10-2017	--	Regular
17	Dr PRIYABRATA PANDA	33	Assistant Professor	Male	Ph.D	48	Yes	16-10-2017	--	Regular
18	SAROJA MEHER	32	Assistant Professor	Female	M. Phil	48	Yes	16-10-2017	--	Regular
19	DR NIBEDITA NATH	42	Assistant Professor	Female	Ph.D	120	Yes	24-01-2020	--	Regular
20	DR KALYANI RATH	46	Assistant Professor	Female	Ph.D	86	Yes	24-01-2020	--	Regular

21	DR MINAKETAN BAG	45	Assistant Professor	Male	Ph.D	18	Yes	24-01-2020	--	Regular
22	DR BHUBANESWAR SABAR	40	Assistant Professor	Male	Ph.D	116	Yes	03-02-2020	--	Regular
23	DR SANTOSH KUMAR SETHI	39	Assistant Professor	Male	Ph.D	203	Yes	02-03-2020	--	Regular
24	DR RAGHUNATH SATPATHY	41	Assistant Professor	Male	Ph.D	156	Yes	07-03-2020	--	Regular
25	DR SWETALEENA TRIPATHY	38	Assistant Professor	Female	Ph.D	81	Yes	07-03-2020	--	Regular
26	DR MONTY KUJUR	36	Assistant Professor	Female	Ph.D	79	Yes	07-03-2020	--	Regular
27	DR ALEKHA KUMAR SUTAR	43	Associate Professor	Male	Ph.D	143	Yes	13-03-2020	--	Regular
28	DR MONALISA MOHAPATRA	37	Associate Professor	Female	Ph.D	119	Yes	23-04-2020	--	Regular
29	SUMANTA PRADHAN	28	Assistant Professor	Male	M. Phil	14	Yes	28-05-2020	--	Regular
30	DR DEBASIS BEHERA	33	Assistant Professor	Male	Ph.D	79	Yes	30-05-2020	--	Regular
31	DR SUPRAVA NAYAK	43	Assistant Professor	Female	Ph.D	138	Yes	05-05-2020	--	Regular
32	DR MADHUMITA PANDA	41	Associate Professor	Female	Ph.D	156	Yes	27-02-2020	--	Regular
33	DR AJAYA KUMAR TRIPATHY	39	Assistant Professor	Male	Ph.D	155	Yes	01-02-2020	--	Regular
34	DR USHA MANSI MOHAPATRA	42	Assistant Professor	Female	Ph.D	187	Yes	05-02-2020	--	Regular
35	DR PARTHA SARATHI MALLIK	40	Associate Professor	Male	Ph.D	184	Yes	24-02-2020	--	Regular
36	DR NEENA DASH	43	Assistant Professor	Female	Ph.D	204	Yes	06-03-2020	--	Regular
37	DR SANJUKTA BHUYAN	44	Assistant Professor	Female	Ph.D	156	Yes	24-02-2020	--	Regular
38	GOPIKANTA SUNA	28	Assistant Professor	Male	M. Phil	17	Yes	24-02-2020	--	Regular
39	SADHUJAN BANKIRA	28	Assistant Professor	Male	M.A	17	Yes	25-02-2020	--	Regular
40	DR ANJALI TRIPATHY	44	Associate Professor	Female	Ph.D	240	Yes	28-01-2020	--	Regular
41	DR SAMBIT PANIGRAHI	43	Associate Professor	Male	Ph.D	138	Yes	20-02-2020	--	Regular
42	DR NIRJHARINI TRIPATHY	44	Assistant Professor	Female	Ph.D	196	Yes	10-01-2020	--	Regular
43	DR P MURALIDHAR SHARMA	33	Assistant Professor	Male	Ph.D	120	Yes	01-02-2020	--	Regular
44	DR JHARANA RANI DHANGADAMAJHI	34	Assistant Professor	Female	Ph.D	101	Yes	06-02-2020	--	Regular

45	PROF SIBABRATA DAS	41	Professor	Male	Ph.D	168	Yes	22-01-2020	--	Regular
46	DR ARABINDA SHARMA	42	Associate Professor	Male	Ph.D	163	Yes	27-01-2020	--	Regular
47	DR SUJIT KUMAR JALLY	37	Assistant Professor	Male	Ph.D	38	Yes	22-01-2020	--	Regular
48	DR RASHMI	30	Assistant Professor	Female	Ph.D	18	Yes	24-01-2020	--	Regular
49	DR PAMMI NITIN SINHA	45	Assistant Professor	Female	Ph.D	14	Yes	04-06-2020	--	Regular
50	DR UMAKANTA MISHRA	48	Associate Professor	Male	Ph.D	304	Yes	02-03-2020	--	Regular
51	DR PARAMTAP PRADHAN	33	Assistant Professor	Male	Ph.D	45	Yes	20-03-2020	--	Regular
52	SASMITA RANI SHASINI	34	Assistant Professor	Female	M. Phil	43	Yes	27-06-2020	--	Regular
53	DR SANTOSH KUMAR MALLIK	37	Assistant Professor	Male	Ph.D	57	Yes	19-02-2020	--	Regular
54	ATULA KUMAR PRADHAN	39	Assistant Professor	Male	Ph.D	57	Yes	18-02-2020	--	Regular
55	DR JAYENDRA KUMAR SINGH	47	Assistant Professor	Male	Ph.D	49	Yes	22-11-2019	--	Regular
56	DR ROSALIEN ROUT	40	Assistant Professor	Female	Ph.D	105	Yes	18-11-2019	--	Regular
57	ASHOK KUMAR DAS	34	Assistant Professor	Male	M. Phil	21	Yes	01-11-2019	--	Regular
58	CINIA TIGGA	28	Assistant Professor	Female	M.LISc	21	Yes	29-10-2019	--	Regular
59	DR BIJAYALAXMI PANIGRAHI	38	Associate Professor	Female	Ph.D	122	Yes	18-03-2020	--	Regular
60	DR YUDHISTHIRA JAMUDULIA	40	Assistant Professor	Male	Ph.D	29	Yes	03-03-2020	--	Regular
61	DR ASHRITA PATRA	36	Assistant Professor	Female	Ph.D	125	Yes	07-03-2020	--	Regular
62	LAXMI MAJHI	27	Assistant Professor	Female	M. Phil	27	Yes	06-03-2020	--	Regular
63	PROF GYANA RANJAN SWAIN	40	Professor	Male	Ph.D	168	Yes	13-07-2020	--	Regular
64	DR PRATIMA SARANGI	49	Assistant Professor	Female	Ph.D	140	Yes	06-05-2020	--	Regular
65	DR KESHAB CHANDRA RATHA	49	Assistant Professor	Male	Ph.D	257	Yes	21-05-2020	--	Regular
66	DR PRASANTA KUMAR SETHI	36	Assistant Professor	Male	Ph.D	84	Yes	18-01-2020	--	Regular
67	DR SUSHREE SASMITA PATI	29	Assistant Professor	Female	Ph.D	43	Yes	28-01-2020	--	Regular
68	DR SUNELI DEI	50	Assistant Professor	Female	Ph.D	213	Yes	01-02-2020	--	Regular
69	SALA BESRA	31	Assistant Professor	Male	M.A	91	Yes	24-01-2020	--	Regular

70	PROF SUSANTA KUMAR DAS	49	Professor	Male	Ph.D	228	Yes	21-02-2020	--	Regular
71	DR NAMITA SHADANGI	49	Associate Professor	Female	Ph.D	324	Yes	28-01-2020	--	Regular
72	DR PRAMODA KUMAR SAMAL	40	Associate Professor	Male	Ph.D	144	Yes	07-03-2020	--	Regular
73	DR ANANTA PRASAD CHAKRAVERTY	38	Assistant Professor	Male	Ph.D	95	Yes	04-02-2020	--	Regular
74	DR PRANATI PUROHIT	45	Assistant Professor	Female	Ph.D	240	Yes	17-02-2020	--	Regular
75	DR JASABANTA SEKHAR HANSDAH	35	Assistant Professor	Male	Ph.D	55	Yes	06-03-2020	--	Regular
76	DR GANGADHAR BEHERA	38	Assistant Professor	Male	Ph.D	53	Yes	24-02-2020	--	Regular
77	DR RANJAN KUMAR SAHOO	54	Associate Professor	Male	Ph.D	348	Yes	01-11-2019	--	Regular
78	DR RAJENDRA GARTIA	57	Assistant Professor	Male	Ph.D	62	Yes	09-11-2019	--	Regular
79	DR NIRUPAMA SAHOO	34	Assistant Professor	Female	Ph.D	52	Yes	31-10-2019	--	Regular
80	PROF MOHIN MOHAMMAD	59	Professor	Male	Ph.D	360	Yes	03-12-2019	--	Regular
81	DR ASHOKA KUMAR TARAI	37	Assistant Professor	Male	Ph.D	108	Yes	21-11-2019	--	Regular
82	DR SUBHANKARI PATI	37	Assistant Professor	Female	Ph.D	60	Yes	03-12-2019	--	Regular
83	JAMRIC EKKA	31	Assistant Professor	Male	M.A	21	Yes	14-11-2019	--	Regular
84	DR RUPASHREE GOSWAMI	44	Assistant Professor	Female	Ph.D	85	Yes	05-11-2019	--	Regular
85	DR SANJUKTA PADHI	49	Assistant Professor	Female	Ph.D	301	Yes	09-11-2019	--	Regular
86	DR RUPASHREE BRAHMAKUMARI	38	Assistant Professor	Female	Ph.D	21	Yes	08-11-2019	--	Regular
87	DR LAXMIPRIYA BEHERA	49	Assistant Professor	Female	Ph.D	117	Yes	24-10-2011	--	Regular
88	DR SWAPNA RANI SINGH	31	Assistant Professor	Female	Ph.D	57	Yes	15-10-2016	--	Regular
89	DR RANJAN SETHI	36	Assistant Professor	Male	Ph.D	57	Yes	18-01-2020	--	Regular
90	DR PARIKHITA BHOI	33	Assistant Professor	Male	Ph.D	57	Yes	17-10-2016	--	Regular
91	DR MANOSMITA MAHAPATRA	35	Assistant Professor	Female	Ph.D	17	Yes	17-02-2020	--	Regular
92	DR KUMUDA CHANDRA PANIGRAHI	34	Assistant Professor	Male	Ph.D	17	Yes	24-02-2020	--	Regular

93	DILLIP KUMAR SAHOO	38	Assistant Professor	Male	Ph.D	215	Yes	18-06-2014	--	Adhoc / Contractual
94	BANITA MAHANANDIA	32	Assistant Professor	Female	Ph.D	65	Yes	19-05-2020	--	Regular